



# BEVERAGE-AIR

|                 |      |
|-----------------|------|
| Project: _____  | AIA# |
| Item: _____     |      |
| Location: _____ | SIS# |
| Approved: _____ |      |

## HORIZON BOTTOM MOUNT REACH-IN

### HBR72HC Half-Glass Door Reach-In Refrigerator

Hydrocarbon Series

**MODEL:**  
HBR72HC-1-HG

**HBR72HC BOTTOM MOUNT REACH-IN REFRIGERATOR**

**7 Year Parts/Labor Warranty**  
**7 Year Compressor Warranty**



#### CABINET CONSTRUCTION

- Stainless steel front, side, and grille (galvanized back & bottom)
- Stainless steel interior
- LED lighting
- Full electronic control with one-touch defrost
- One-piece grille allow easy removal/installation for preventative maintenance
- Self closing door with 120° stay open feature
- Spring-loaded style hinges
- Plug-in magnetic door gaskets
- Nine (9) heavy duty epoxy coated wire shelves
- 6" Casters with two (2) brakes

#### OPTIONS & ACCESSORIES

- Stainless steel universal tray slide pair, 1 tray slide set for (1) 18" x 26" or (2) 14" x 18" pans (AC)
- Wine models
- Door locks
- 3" Casters or 6" legs
- Epoxy shelves
- Shelf clips
- Remote option\* (see note on back page)

#### REFRIGERATION SYSTEM

- Uses environmentally friendly, energy efficient R290 refrigerant, and meets all regulatory requirements for CARB, SNAP, DOE & more
- Hot gas condensate evaporator
- Adaptive defrost
- Epoxy coated evaporator coil
- Maintains product temperatures between 36°F and 38°F



 Please verify qualifying units by visiting:  
[www.energystar.gov/cfs](http://www.energystar.gov/cfs)

3779 Champion Blvd., Winston-Salem, NC 27105  
1-888-845-9800 Fax: 1-336-245-6453  
Beverage-Air.com Sales@bevair.com



# BEVERAGE-AIR

| MODEL                            | HBR72HC-1-HG        |
|----------------------------------|---------------------|
| <b>EXTERNAL DIMENSIONAL DATA</b> |                     |
| Width Overall                    | 75"                 |
| Depth Overall with Handle        | 33 1/2"             |
| Height Overall                   | 84 1/8"             |
| Number of Doors                  | 6                   |
| Depth with Door Open 90°         | 55 1/8"             |
| Door Openings (in)               | 21 7/8" x 24 3/4"   |
| <b>INTERNAL DIMENSIONAL DATA</b> |                     |
| NET Capacity (cubic ft.)         | 70.19               |
| Internal Width Overall (in)      | 72"                 |
| Internal Depth Overall (in)      | 28 1/2"             |
| Internal Height Overall (in)     | 61 3/4"             |
| Internal Height Useable (in)     | 55"                 |
| Number of Shelves                | 9                   |
| <b>ELECTRICAL DATA</b>           |                     |
| Full Load Amperes 115/60/1       | 6.12                |
| <b>REFRIGERATION DATA</b>        |                     |
| Horsepower                       | 1/2                 |
| Capacity (BTU/Hr)                | 3628                |
| Heat Rejection (BTU/Hr)          | 5442                |
| Charge (lbs/grams/ounces)        | 0.2204 / 100 / 3.53 |
| <b>SHIPPING DATA</b>             |                     |
| Gross Weight - Crated            | 771 lbs             |
| Height - Crated                  | 88"                 |
| Width - Crated                   | 77"                 |
| Depth - Crated                   | 37"                 |

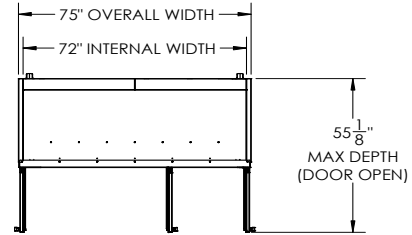
\*NOTE: Remote units are field wired and come with 6" legs.  
Refrigerant must be specified at time of order.

We reserve the right to change specifications and product design without notice. Such revisions do not entitle the buyer to corresponding changes, improvements, additions or replacements for previously purchased equipment. Dimensional tolerances +/- 1/4". Metric dimensions (MM).

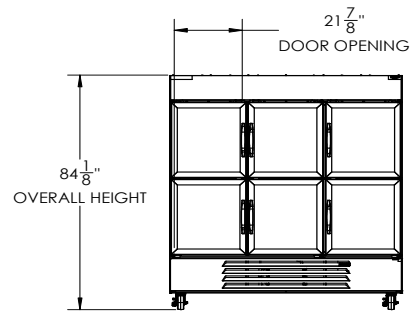
## Bottom Mount Reach-In Refrigerator Model: HBR72HC-1-HG

### Model Views

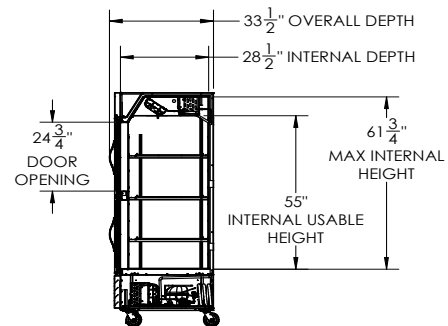
Required Clearance: Bottom & Rear 3"



### PLAN VIEW



### ELEVATION VIEW



### SIDE VIEW



### ELECTRICAL CONNECTION



115/60/1  
NEMA 5-15P

Unit pre-wired at factory  
and include 8' long cord  
and plug set.