



SERVING THE FOOD INDUSTRY SINCE 1951

Floor Model Display Warmers, Enclosed Square Glass

ITEM: 48388
MODEL: RE-CN-0370

48390
RE-CN-0271

49297
RE-CN-0371

48388 (49"x27"x48")

48390 (37"x27"x56")

49297 (49"x27"x55")



Attractive Displays for Bakeries, Pizzerias and More

Spacious glass display cases with a full metal construction keeps your items attractively warm and ready for serving. Warm lighting adds to the attractiveness of your products, and guaranteed to captivate the attention of your customers.

FEATURES:

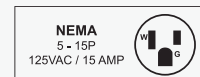
- Sturdy Metal Construction
- Attractive Panoramic Glass
- Attention Grabbing LED Lights
- Sleek Stainless Steel Design

Telephone: 1-800-465-0234

Fax: (905) 607-0234

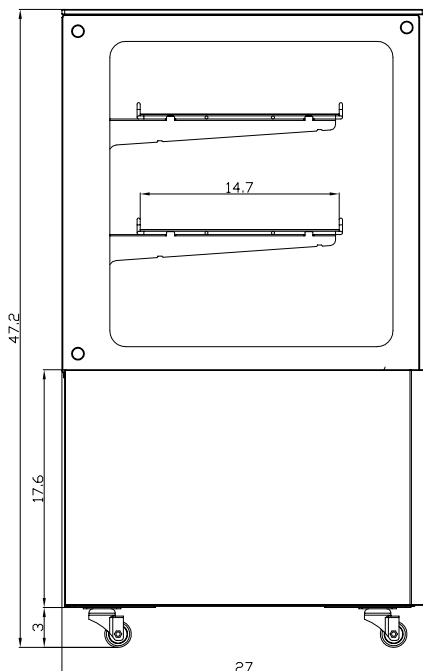
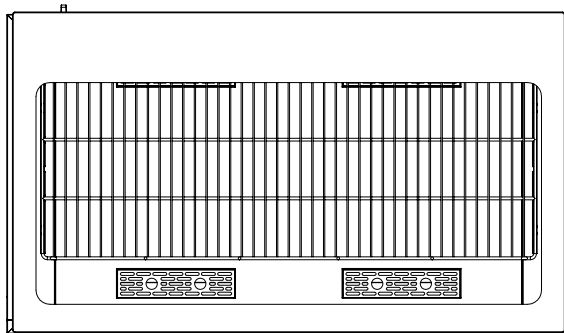
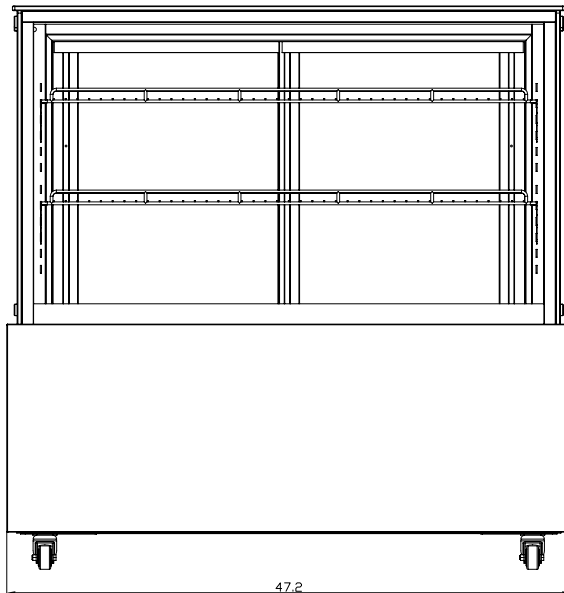
Email: sales@omcan.com

Website: www.omcan.com



Authorized Dealer

TECHNICAL DRAWING

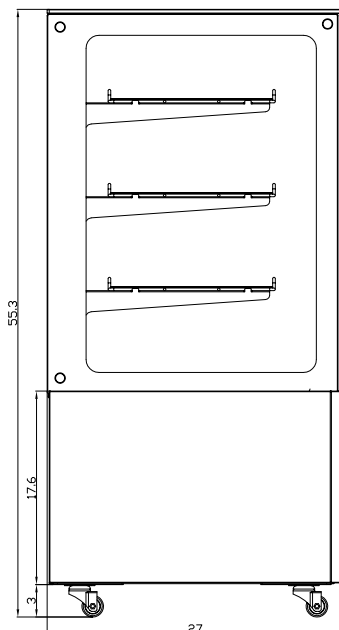
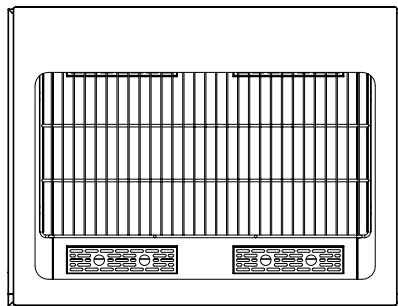
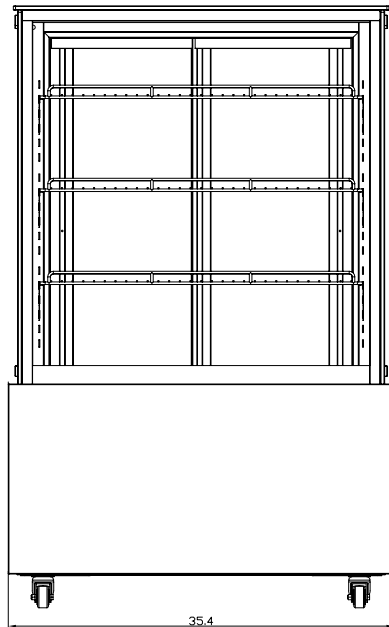


TECHNICAL SPECIFICATION

Item	48388
Model	RE-CN-0370
Capacity	16.4 cu. ft. (465 L)
Number of Doors	1 Sliding Door
Number of Shelves	2
Shelf Size	42" x 15.2" (1054 x 386 mm)
Shelf Material	Metal
Interior Material	Stainless Steel / Glass
Exterior Material	Stainless Steel / Glass
Number of Casters	4
Power	800 W
Amps	7 A
Electrical	110V / 60Hz / 1Ph
Temperature Controller	Digital
Temperature Range	30 to 60°C (86 to 140°F)
Interior Dimensions (WDH)	45" x 24" x 26" (1136 x 600 x 658 mm)
Net Dimensions (WDH)	47" x 27" x 47" (1200 x 688 x 1200 mm)
Gross Dimensions (WDH)	50" x 30" x 50" (1270 x 755 x 1270 mm)
Net Weight	265 lb. (120 kg.)
Gross Weight	342 lb. (155 kg.)

BMAD System (Low maintenance high performance). Dimensions rounded up to the nearest inch or millimeter. Specifications subject to change without notice.

TECHNICAL DRAWING

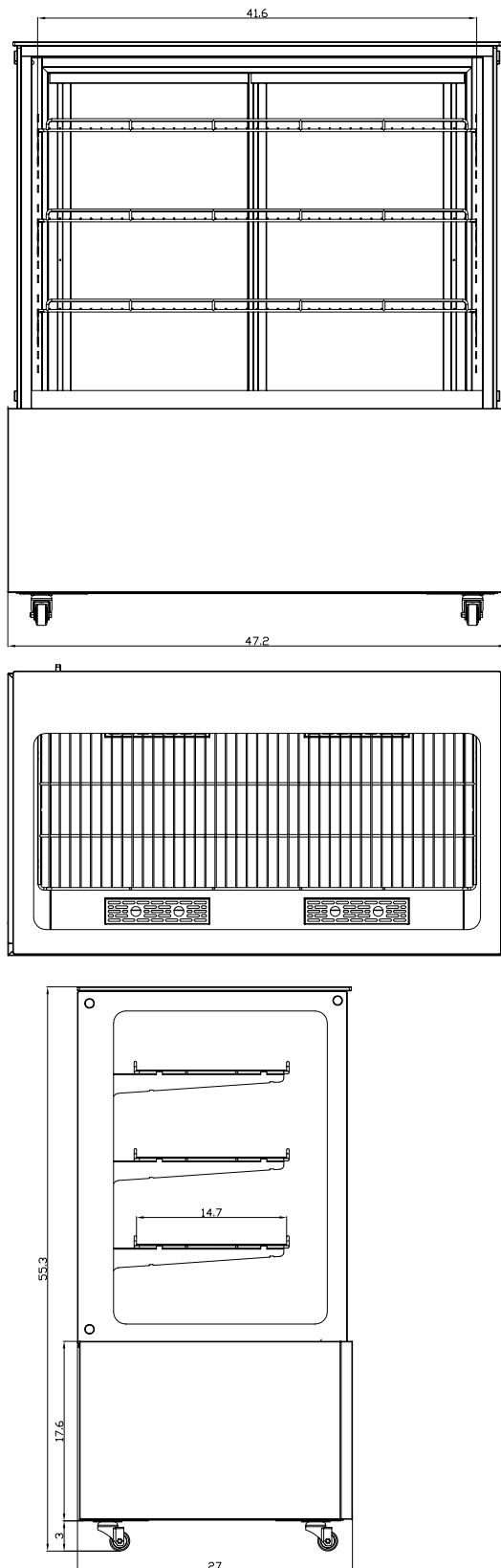


TECHNICAL SPECIFICATION

Item	48390
Model	RE-CN-0271
Capacity	15.7 cu. ft. (445 L)
Number of Doors	1 Sliding Door
Number of Shelves	3
Shelf Size	30" x 15.2" (754 x 386 mm)
Shelf Material	Metal
Interior Material	Stainless Steel / Glass
Exterior Material	Stainless Steel / Glass
Number of Casters	4
Power	800 W
Amps	7 A
Electrical	110V / 60Hz / 1Ph
Temperature Controller	Digital
Temperature Range	30 to 60°C (86 to 140°F)
Interior Dimensions (WDH)	33" x 24" x 34" (836 x 600 x 863 mm)
Net Dimensions (WDH)	35" x 27" x 56" (900 x 688 x 1410 mm)
Gross Dimensions (WDH)	38" x 30" x 58" (970 x 755 x 1475 mm)
Net Weight	240 lb. (109 kg.)
Gross Weight	325 lb. (147.5 kg.)

BMAD System (Low maintenance high performance). Dimensions rounded up to the nearest inch or millimeter. Specifications subject to change without notice.

TECHNICAL DRAWING



TECHNICAL SPECIFICATION

Item	49297
Model	RE-CN-0371
Capacity	21 cu. ft. (605 L)
Number of Doors	1 Sliding Door
Number of Shelves	3
Shelf Size	42" x 15.2" (1054 x 386 mm)
Shelf Material	Metal
Interior Material	Stainless Steel / Glass
Exterior Material	Stainless Steel / Glass
Number of Casters	4
Power	800 W
Amps	7 A
Electrical	110V / 60Hz / 1Ph
Temperature Controller	Digital
Temperature Range	30 to 60°C (86 to 140°F)
Interior Dimensions (WDH)	45" x 24" x 34" (1136 x 600 x 863 mm)
Net Dimensions (WDH)	47" x 27" x 56" (1200 x 688 x 1410 mm)
Gross Dimensions (WDH)	50" x 30" x 58" (1270 x 755 x 1475 mm)
Net Weight	288 lb. (131 kg.)
Gross Weight	387 lb. (175.5 kg.)

BMAD System (Low maintenance high performance). Dimensions rounded up to the nearest inch or millimeter. Specifications subject to change without notice.

TECHNICAL SPECIFICATION COMPARISON			
Item	48388	48390	49297
Model	RE-CN-0370	RE-CN-0271	RE-CN-0371
Capacity	16.4 cu. ft. (465 L)	15.7 cu. ft. (445 L)	21 cu. ft. (605 L)
Number of Doors	1 Sliding Door	1 Sliding Door	1 Sliding Door
Number of Shelves	2	2	2
Shelf Size	42" x 15.2" (1054 x 386 mm)	30" x 15.2" (754 x 386 mm)	42" x 15.2" (1054 x 386 mm)
Shelf Material	Metal	Metal	Metal
Interior Material	Stainless Steel / Glass	Stainless Steel / Glass	Stainless Steel / Glass
Exterior Material	Stainless Steel / Glass	Stainless Steel / Glass	Stainless Steel / Glass
Number of Casters	4	4	4
Power	800 W	800 W	800 W
Amps	7 A	7 A	7 A
Electrical	110V / 60Hz / 1Ph	110V / 60Hz / 1Ph	110V / 60Hz / 1Ph
Temperature Controller	Digital	Digital	Digital
Temperature Range	30 to 60°C (86 to 140°F)	30 to 60°C (86 to 140°F)	30 to 60°C (86 to 140°F)
Interior Dimensions (WDH)	45" x 24" x 26" (1136 x 600 x 658 mm)	33" x 24" x 34" (836 x 600 x 863 mm)	45" x 24" x 34" (1136 x 600 x 863 mm)
Net Dimensions (WDH)	47" x 27" x 47" (1200 x 688 x 1200 mm)	35" x 27" x 56" (900 x 688 x 1410 mm)	47" x 27" x 56" (1200 x 688 x 1410 mm)
Gross Dimensions (WDH)	50" x 30" x 50" (1270 x 755 x 1270 mm)	38" x 30" x 58" (970 x 755 x 1475 mm)	50" x 30" x 58" (1270 x 755 x 1475 mm)
Net Weight	265 lb. (120 kg.)	240 lb. (109 kg.)	288 lb. (131 kg.)
Gross Weight	342 lb. (155 kg.)	325 lb. (147.5 kg.)	387 lb. (175.5 kg.)