



PROVEN & TRUSTED SINCE 1952



Heated Merchandiser

GHM-LED Series

Giles GHM Hot Food Merchandisers have been redesigned with a modernized glass profile and efficient LED lighting to show off your menu choices in a “better light”, while keeping food fresh and at a safe serving temperature for your customer’s enjoyment.

GHM hot cases come standard with simple and reliable heat control knobs for each food well, which provide ultimate flexibility when regulating upper ceramic heating and lower Calrod® heating for a variety of foods. In addition, pneumatic opening of the front glass for easy cleaning makes the GHM extremely operator-friendly.

Giles GHM Hot Food Merchandisers offer 3, 4, 5 and 7-well models in full-serve & self-serve options. Full-serve models may also be combined with 2-ft self-serve sections at either end. Tile inserts (sold separately) can be used in self-serve sections for presenting packaged grab-n-go items.



Design Features

- Independent top and bottom heat control for each food well.
- Bright, efficient LED lighting provides 2500K warm light rated up to 50,000 hrs of operation.
- Accommodates 2-1/2” to 4” deep pans. Each food well can hold (1) full size pan + (1) 1/3 size pan.
- Full-serve & self-serve configurations or a combination of both.
- All stainless steel construction.

- Mirror-fint side glass & rear sliding doors for an elegant appearance.
- Fold-down cutting board / work surface.
- Manufactured and assembled in the USA.



Standard Items Provided *Note: Service pans & pan grates not provided

Pan Dividers / Supports	The appropriate number of pan supports will be provided based on the GHM model that is ordered.
Adjustable Legs	4” adjustable legs are provided as an option.
Cutting Board	Folding cutting board / work surface made from NSF grade, durable HDPE plastic.
Power Cord Fitting	Strain relief fitting for electrical connection.
Sneeze Guard	Glass sneeze guard for self-service models only.

GILES Food Service Equipment

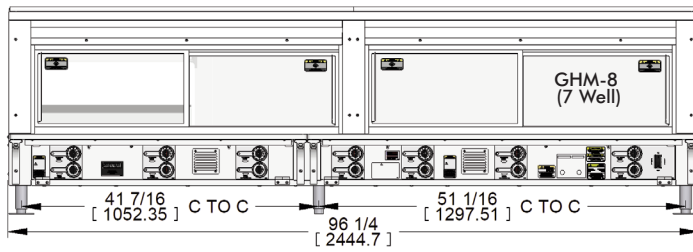
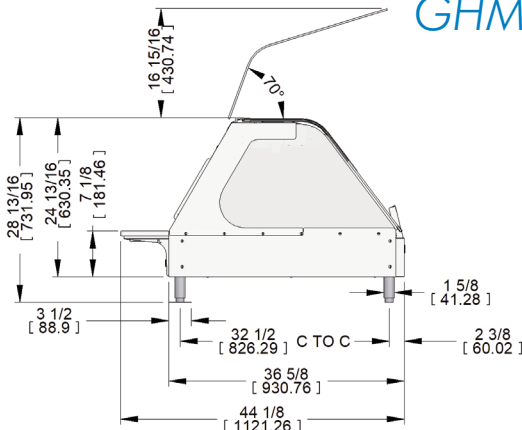
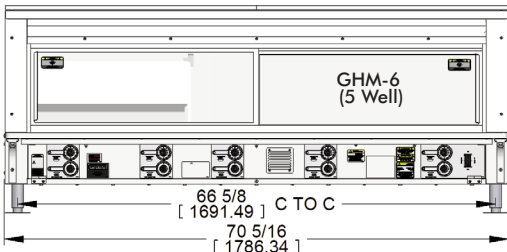
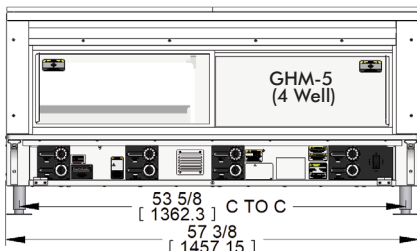
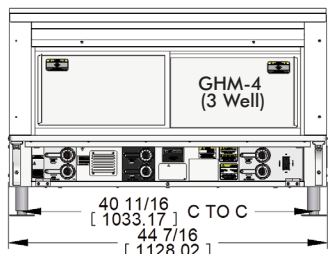
ISO 9001-2015 Certified

2750 Gunter Park Drive West • Montgomery, AL 36109 USA
Phone 334.272.1457 • Fax 334.239.4117 • Phone Toll Free 800.554.4537
Website: www.gfse.com • Email: services@gfse.com

67245
REV-A
ECO3212
5/1/2024
PRINTED IN USA

Heated Merchandiser

GHM-LED Series



Specifications

*Specifications and/or product design are subject to change without notice. Such revisions do not entitle the buyer to corresponding changes, improvements, additions or replacements for previously purchased equipment.

Dimensions:			
Model	Length	Depth	Height
GHM-8	96-1/4" [2445 mm]	44-1/8" [1121 mm]	28-13/16" [732 mm]
GHM-6	70-5/16" [1786 mm]	44-1/8" [1121 mm]	28-13/16" [732 mm]
GHM-5	57-3/8" [1449 mm]	44-1/8" [1121 mm]	28-13/16" [732 mm]
GHM-4	44-7/16" [1124 mm]	44-1/8" [1121 mm]	28-13/16" [732 mm]

Electrical Specifications:					
*Note: Field wiring required!					
Model	Voltage	Hz	Ph	kW	Amps
GHM-8	208/240	60	1	6.6 - 7.6	31.5
GHM-6	208/240	60	1	4.7 - 5.4	22.4
GHM-5	208/240	60	1	3.7 - 4.3	17.6
GHM-4	208/240	60	1	2.7 - 3.2	13.0

Shipping Specifications:

Model	Crated Wt	Crated Dimensions	Cube
GHM-8	734 lb [333 kg]	108"W x 45"D x 44"H [2743 mm x 1143 mm x 1118 mm]	124 cu ft (3.5 cu m)
GHM-6	625 lb [283 kg]	98"W x 45"L x 44"H [2489 mm x 1143 mm x 1118 mm]	112 cu ft (3.2 cu m)

Model	Crated Wt	Crated Dimensions	Cube
GHM-5	525 lb [238 kg]	65"W x 45"L x 44"H [1651 mm x 1143 mm x 1118 mm]	74 cu ft (2.1 cu m)
GHM-4	372 lb [169 kg]	50"W x 45"L x 44"H [1270 mm x 1143 mm x 1118 mm]	57 cu ft (1.6 cu m)

How to Specify

1 Build Base Part Number with Options: **XXXXXX - XX**

Base Item No	Description	Voltage	Hz	Ph
72057	GHM-4C	208/240	60	1
72059	GHM-5C	208/240	60	1
72063	GHM-6C	208/240	60	1
72065	GHM-8C	208/240	60	1

Style	Description
0	Full Operator Serve
1	2-ft Customer Self-Serve, Right End (GHM-5, 6, & 8 only)
2	2-ft Customer Self-Serve, Left End (GHM-5, 6, & 8 only)
3	Full Customer Self-Service (GHM-4 & 5 only)

Glass	Description
1	Mirror-Tint (Side Glass & Service Doors)

2 Select Optional Accessories & Quantities:

Qty	Description	Part No.
	Self-Serve Checkerboard Tile Insert, 12-1/2 x 28-1/4, Blk/Wht	66033
	Self-Serve Checkerboard Tile Insert, 12-1/2 x 28-1/4, Red/Gray	66196

GILES Food Service Equipment

ISO 9001-2015 Certified

2750 Gunter Park Drive West • Montgomery, AL 36109 USA
 Phone 334.272.1457 • Fax 334.239.4117 • Phone Toll Free 800.554.4537
 Website: www.gfse.com • Email: services@gfse.com

67245
 REV-A
 ECO3212
 5/1/2024
 PRINTED IN USA