




STAINLESS STEEL Countertop Drain Pan



Item #: _____ Qty #: _____
 Model #: _____
 Project #: _____

CUSTOM SIZES AVAILABLE
 Consult Factory For Details

FEATURES:

Stainless steel top.
 Removable top allows for easy cleaning.

MATERIAL:

16 gauge, 300 stainless steel

MECHANICAL:

1/2" NPT drain

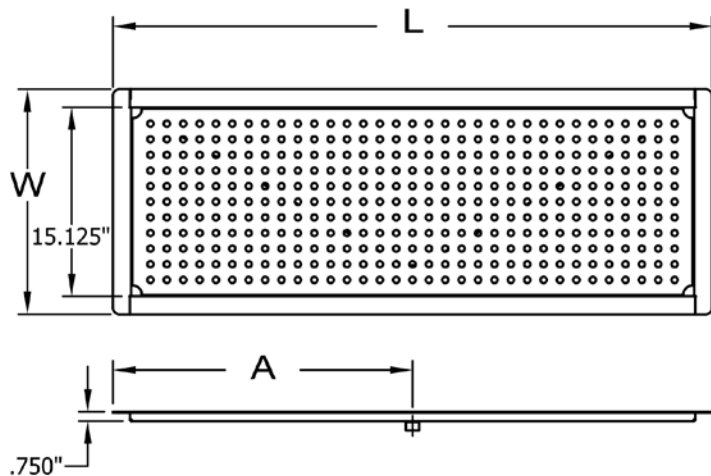
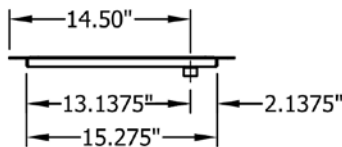
Model #	Size W x L	Distance To Drain (A)	Cut Out Size	Approx. Weight	Approx. Cu. Ft.
DP-1818	18" x 18"	9"	15 3/4" x 15 3/4"	18 lbs.	2
DP-1824	18" x 24"	12"	15 3/4" x 21 3/4"	23 lbs.	2
DP-1830	18" x 30"	15"	15 3/4" x 27 3/4"	28 lbs.	3
DP-1836	18" x 36"	18"	15 3/4" x 33 3/4"	33 lbs.	3
DP-1842	18" x 42"	21"	15 3/4" x 39 3/4"	38 lbs.	4
DP-1848	18" x 48"	24"	15 3/4" x 45 3/4"	43 lbs.	4

DETAILS and SPECIFICATIONS

TOL Overall: ± .500" Interior: ± .250"

ALL DIMENSIONS ARE TYPICAL

CUSTOM SIZES AVAILABLE
 Consult Factory For Details.



Customer Service Available To Assist You 1-800-645-3166 8:30 am - 8:00 pm E.S.T.

For Orders & Customer Service:
 Email: customer@advancetabco.com or Fax: 631-242-6900

For Smart Fabrication™ Quotes:
 Email: smartfab@advancetabco.com or Fax: 631-586-2933