

AUTOMATIC MULTI-FUNCTION

GINA



ARCOBALENO®
PASTA EQUIPMENT

AMF160

INSTANT GRATIFICATION — 4-IN-ONE



STANDARD FEATURES

- Automatic 4-in-1 mixer, sheeter, pasta cutter and ravioli machine
- Heavy duty stainless steel construction
- Heavy duty mixer with removable mixing shaft for easy cleaning
- Automatically sheets dough onto rolling pin
- Variety of filling consistencies: meat, cheese, vegetables, seafood and more!
- Over 50 ravioli shapes to choose from!
- Dough thickness and filling amount for ravioli can be regulated while machine is in use
- Interchangeable filling cups - 3 qt volume
- Automatic pasta cutter with interchangeable cutter molds
- Machine on casters for easy positioning
- Outboard bearings for extended machine life
- Factory and on-location training. The Only Full-Service Pasta Machine Manufacturer in North America!

OPTIONAL FEATURES & ACCESSORIES

- Pasta trays - Perforated - Dim: 15.5"W x 23.5"D x 2.75"H
- Pasta trays - Solid - Dim: 15.5"W x 23.5"D x 2.75"H
- APC20 Mobile pasta cart with 20 trays
- Filling Cups - 3 qt volume
- Dough Rolling Pins
- Flour Duster
- Variable Speed
- Ravioli Molds (over 50 shapes to choose from)
- Lasagna Cutter - 6.3 inches
- Pasta Cutters (in mm):



RAVIOLI MOLDS

1.25, 1.5, 2, 2.5, 3, 4, 5, 6, 6, 8, 10, 12, 16, 18, 20, 23



SPAGHETTI / CHITARRA


TAGLIATELLE

FETTUCCINE

PAPPARDELLE




PASTA CUTTERS & LASAGNA CUTTER



Machine shown with optional flour duster

OUR FOUR-IN-ONE FLAGSHIP MODEL CAN'T BE BEAT!

MIXER DOUGH SHEETER RAVIOLI MACHINE PASTA CUTTER



WARRANTY

One Year: For more information visit arcobalenollc.com/warranty.html



TRY BEFORE YOU BUY

In an effort to ensure success, we maintain a test kitchen where you can have your very own recipe tested for quality! Call for details.




AUTOMATIC MULTI-FUNCTION



AMF160 TECHNICAL SPECIFICATIONS

Model	AMF160
Dough Sheet Width	6.25"
Mixer Capacity (flour)	40 lbs
Mixer Production (flour + liquid)	55 lbs/batch
Filling Cup Volume	3 qt
Ravioli Production	Up to 150-180 lbs/hr
Pasta Cutter Production	Up to 65-80 lbs/hr
Electrical Power	220V/3/60Hz 20 Amps
Nema Plug	L15-20P
Cord Length	8 ft
Machine Dimension	56"W x 33"D x 74"H
Shipping Dimension	58"W x 42"D x 75"H
Net Weight	915 lbs
Shipping Weight	1060 lbs
Shipping Class	85



Optional Flour Duster

