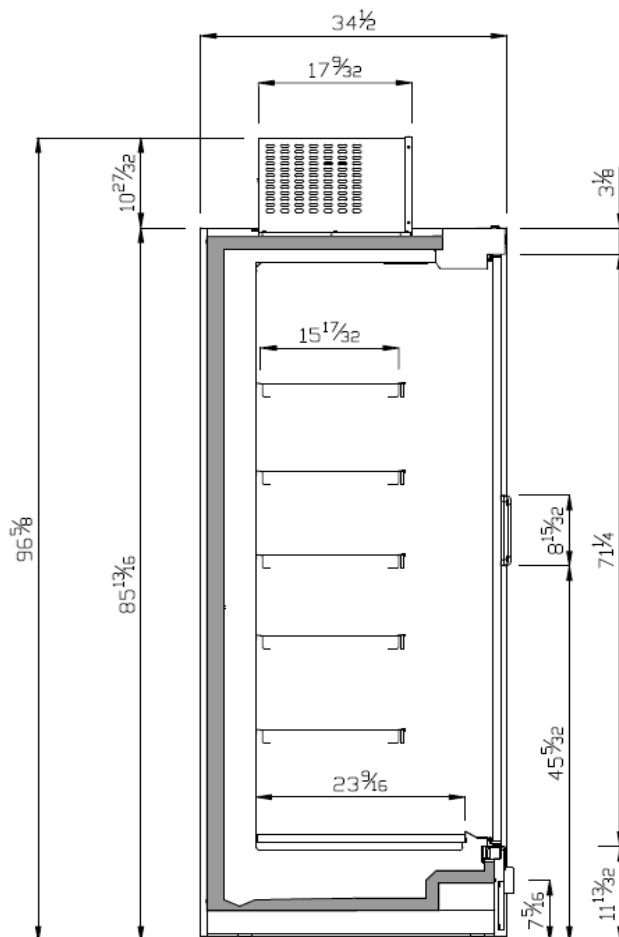




Model:

SELF CONTAINED GLASS 88"
STANDARD DEEP SMC



ESTANDAR FEATURES



EXTERIOR

- ⊗ Epoxy painted steel sheet
- ⊗ Double panel glass sides
- ⊗ Adjustable feet.
- ⊗ Enamelled steel base.
- ⊗ Modulaira line design.
- ⊗ Full size double panel glass doors that prevent heat transmission



INTERIOR

- ⊗ AISI 304 Stainless Steel.
- ⊗ Stainless Steel internal panel perforated.
- ⊗ Height and incline adjustable stainless steel shelves
- ⊗ Price channel on shelves and bottom display
- ⊗ LED lighting in canopy and under each shelf.



INSULATION

- ⊗ CFC-free polyurethane insulation, entire cabinet structure is foamed-in place using a high density polyurethane insulation.
- ⊗ Low GWP & Zero ODP effect.



ELECTRICAL AND ELECTRONIC CONTROLLERS

- ⊗ Remote alarm signals.
- ⊗ Encapsulated and sealed NTC temperature probes.
- ⊗ Effective way to visualize temperature

Cord and NEMA 6-20P plug. Electrical connections is 220V/ 1ph/ 60 Hz



REFRIGERATION

- ⊗ Digital temperature controller with automatic defrost system.
- ⊗ Forced air evaporator.
- ⊗ Forced air circulation to desipate hot air.

RECOMMENDED OPERATING CONDITIONS

- >>> Equipment has been designed to operate in an environment where temperature and humidity do not exceed 75°F (24°C) and 55% relative humidity.
- >>> Unit should not be installed near HVAC vents, fans or doorways that will disrupt the air curtain and compromise the function of the cabinet.
- >>> Unit should not be installed in direct sunlight.
- >>> Model will run most efficiently when completely loaded with pre-chilled product.
- >>> Condensing coils should be cleaned regularly to avoid equipment malfunction.
- >>> Please be advised that this type of models are louder than standad refrigeration models.
- >>> Unit cannot be encased in a way that would block appropriate airflow and cause the recycling of hot air.
- >>> A mimimum distance of 4-5 inches is required at the back and top of the unit, do not flush the back of equipment directly to wall.
- >>> Do not block any vents with product or any other item.
- >>> Equipment must be loaded with pre-cooler product.
- >>> Do not overload the shelves and/or block in a way that would prevent proper airflow.
- >>> Maintain the acrylic ain diffuser at all times.

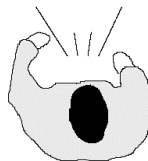
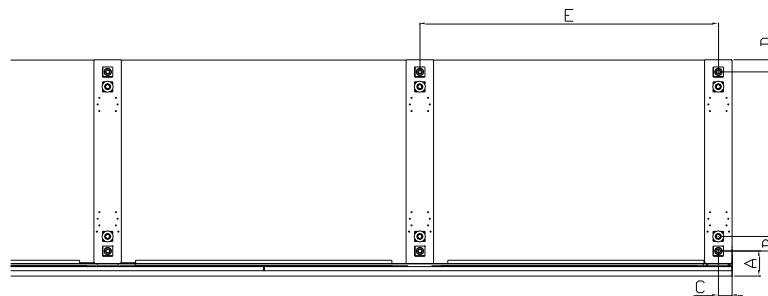
GENERAL DATA

	MODEL			
	ML12DGU22	ML18DGU22	ML25DGU22	ML37DGU22
LENGTH (in)	49 1/5	73 5/6	98 3/7	147 2/3
SIDE PANEL THICKNESS (in)	1 4/7			
TOTAL VOLUME (Ft ³)	53	79 1/2	106	159
TDA - AREA TOTAL DISPLAY (Ft ²)	25 8/9	38 6/7	51 4/5	77 2/3
UNIT WEIGHT (lb)	568 4/5	870 5/6	963 3/7	1481 1/2
CREATED DIMENSIONS (in)	39 1/6 x 94 4/5 x 56 3/4	39 1/6 x 94 4/5 x 81 1/3	39 1/6 x 94 4/5 x 107 1/6	39 1/6 x 94 4/5 x 155 1/6

INSTALLATION DETAILS

DATA TABLE	MODEL	ML12DGU22	ML18DGU22	ML25DGU22	ML37DGU22
	A (in)	4	4	4	4
	B (in)	2 1/3	2 1/3	2 1/3	2 1/3
	C (in)	2 1/6	2 1/6	2 1/6	2 1/6
	D (in)	2	2	2	2
	E (in)	34 3/4	47	34 3/4	47

FOOT | WHEELS POSITION



TECHNICAL CONFIGURATION

		MEDIUM TEMPERATURE [30°F/41°F]
INTERIOR TEMPERATURE	SET POINT	32°F
	DIFFERENTIAL	3
DEFROST TYPE		NATURAL
N° DEFROSTS / 24h		8
END OF DEFROSTING TEMPERATURE		-
MAXIMUM DEFROSTING TIME		15'

In compliance with UL471 and NSF7

Ambient Temp.	Humidity
+75 °F	55 %

EVAPORATION	VENTILATED
CONDENSATION	VENTILATED
EVAPORATION WATER COLLECTION	-

VOLTAGE	220V / 60 Hz
SOUND LEVEL	≤70 dB

INSTALLATION DATA

BASE EQUIPMENT		MODEL			
		ML12DGU22	ML18DGU22	ML25DGU22	ML37DGU22
COMPRESSOR	N°	1	1	1	2
	V/Hz	220V / 60Hz			
	Btu/h	5155	5889	7015	6906 + 6906
	W	708	879	1221	1221
	hp	1	1 1/4	1 1/2	1 1/2
	A	3,2	4,0	5,6	5,6
REFRIGERANT	Type	R-290			
	lb	0,33	0,46	0,53	0,53 + 0,53
COIL FANS	N°	2	3	4	6
	V/Hz	220V / 60Hz			
	W	11	11	11	11
	A	0,425	0,425	0,425	0,425
	N°	2	2	2	4
CONDENSATOR FANS	V/Hz	220V / 60Hz			
	W	11	11	11	11
	A	0,425	0,425	0,425	0,425
	W	23	34	45	68
CANOPY LIGHTING LED	A	0,10	0,15	0,20	0,31
	W	775	968	1332	2620
TOTAL	220V	5,08	6,36	8,41	15,82
TOTAL ENERGY	kWh/24h	12,82	15,97	22,00	43,44
MCA/MOP	MCA	6,15	7,65	10,13	19,19
	MOP	15,00	15,00	20,00	25,00

OPTIONAL EQUIPMENT		MODEL			
		ML12DGU22	ML18DGU22	ML25DGU22	ML37DGU22
SHELF LIGHTING LED (UNIT)	W	12	18	24	36
	A	0,05	0,08	0,11	0,16
SCC "CONDENSATION CONTROL SYSTEM"	W	6,50	9,750	13,000	19,500
	V/Hz	220 V / 60 Hz			
VERTICAL LIGHTING	A	0,03	0,04	0,06	0,08
	W	57,60	86,40	86,40	115,20
	A	0,25	0,38	0,38	0,50