

Project _____

Item No. _____

Quantity _____

36-INCH PLANCHA



PERFORMANCE

The CookTek® 36-inch Plancha boasts a durable stainless steel design, available with a polished steel or chrome surface top and is intended for back-of-the-house applications in commercial kitchens and restaurants. With two independent 7,000-watt induction zones, two integral grease drawers, and low radiant heat emission, the Plancha is ideal for a wide variety of food products. The Plancha has instantaneous recovery and the fastest start-up times in the industry.

350°F < 5 mins

500°F < 9 mins

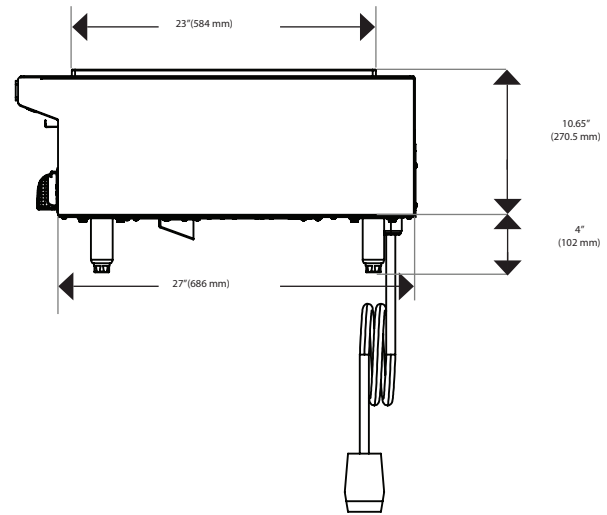
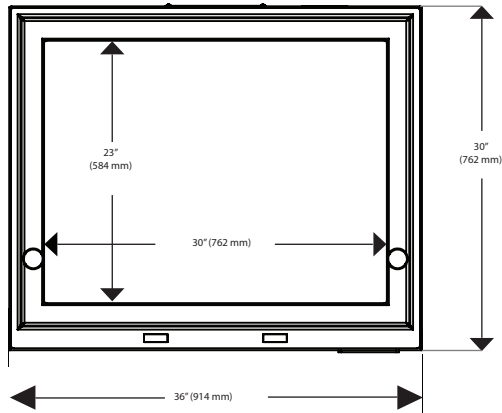
FEATURES

- Available in 14,000 watts (7,000 watts per zone)
- Stainless steel housing with easy-to-clean steel or chrome surface top (half-grooved top available)
- Two control knobs with 10 temperature settings
- Low radiant heat provides for a comfortable kitchen environment
- Grease moat surrounds the entire cooking surface keeping the sides of the unit cool to the touch, and empties into two convenient removable drawers
- Near instantaneous recovery for consistent temperatures cook to cook
- Ability to set two zones at different, constant temperatures
- Microprocessor monitors vital components to check for overheating, power supply issues, and more
- Automatic shut-off feature prohibits internal overheating
- Advanced cooling system provides best in class internal component temperatures
- Integral fans keep internal components cool
- Available in 200-240V and 380-415V, 3 phase
- One-year field-service warranty – U.S. and Canada only

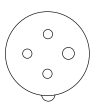
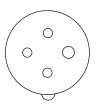
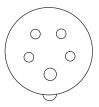
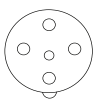
CERTIFICATIONS




It is the owner and installer's responsibility to comply with all local codes. CookTek reserves the right to make substitutions of components or change specifications without prior notice.



DIMENSIONS		
Full Unit Height	14.65"	372 mm
Full Unit Width	36"	914 mm
Full Unit Depth	30"	762 mm
Cooking Surface Width	30"	762 mm
Cooking Surface Depth	23"	584 mm
Unit Footprint	27"	686 mm
Weight	160 lb.	72.6 kg
CLEARANCE		
Front	2"	51 mm
Sides	2"	51 mm
Rear	2"	51 mm
Below	The space between unit legs should be kept free from obstruction.	
COOLING REQUIREMENTS AND SPECIFICATIONS		
Max Ambient Temperature	122°F	50°C
INTERNAL COOLING FAN DISPLACEMENT		
208 V Models	280 CFM (7.9m ³ /min)	
SHIPPING INFORMATION		
Packaged Height	19"	483 mm
Packaged Width	42"	1067 mm
Packaged Depth	40"	1016 mm
Packaged Weight	170 lb.	77 kg
Item Class	250 NMFC #26710	
SHORT FORM SPECIFICATIONS		
<p>The Induction Plancha shall be a 36" wide, 30" deep placha with two independently controlled 7000W cooking zones, for a total of 14,000W. Sides, front and back of the unit should be stainless steel with a front air intake and removable air filter complemented with a bottom exhaust, with the exhaust directed toward the back of the unit. Unit will be equipped with a moat-style grease trough and (2) grease drawers. Unit will have high temperature software protection to prevent internal overheating complemented with a resettable hi-limit surface temperature protection. Plancha will have the capacity to deliver surface heat from 325°F to 525°F. Unit will be able to deliver maximum surface temperature in under 10 minutes.</p>		

ELECTRICAL SPECIFICATIONS (3-PHASE)				
UNITED STATES / CANADA				
PL362CR-200	680101	208/240V, 14kW, 39A, 50/60Hz, Chrome	 IEC 309, 4-pin	
PL362CRG-200	680201	208/240V, 14kW, 39A, 50/60Hz, Chrome/Half Grooved		
PL362CS-200	680301	208/240V, 14kW, 39A, 50/60Hz, Steel		
PL362CSG-200	680401	208/240V, 14kW, 39A, 50/60Hz, Steel/Half Grooved		
UK AND SAUDI ARABIA, INTERNATIONAL 200V				
PL362CR-200	680102	200-240V, 14kW, 39A, 50/60Hz, Chrome	 IEC 309, 4-pin	
PL362CRG-200	680202	200-240V, 14kW, 39A, 50/60Hz, Chrome/Half Grooved		
PL362CS-200	680302	200-240V, 14kW, 39A, 50/60Hz, Steel		
PL362CSG-200	680402	200-240V, 14kW, 39A, 50/60Hz, Steel/Half Grooved		
UK AND SAUDI ARABIA, INTERNATIONAL 400V				
PL362CR-400	681103	380-415V, 14kW, 20.5A, 50/60Hz, Chrome	 IEC 309, 5-pin	
PL362CRG-400	681203	380-415V, 14kW, 20.5A, 50/60Hz, Chrome/Half Grooved		
PL362CS-400	681303	380-415V, 14kW, 20.5A, 50/60Hz, Steel		
PL362CSG-400	681403	380-415V, 14kW, 20.5A, 50/60Hz, Steel/Half Grooved		
AUSTRALIA				
PL362CR-400	681104	380-415V, 14kW, 20.5A, 50/60Hz, Chrome	 IEC 5-pin, 32 A	
PL362CRG-400	681204	380-415V, 14kW, 20.5A, 50/60Hz, Chrome/Half Grooved		
PL362CS-400	681304	380-415V, 14kW, 20.5A, 50/60Hz, Steel		
PL362CSG-400	681404	380-415V, 14kW, 20.5A, 50/60Hz, Steel/Half Grooved		

 Dedicated circuit required for each installation.

Global Operations
 2801 Trade Center Drive / Carrollton, Texas 75007 USA
 US: 800.90TURBO (800.908.8726) / International: +1 214.379.6000
 Fax: +1 214.379.6073 / www.cooktek.com