

**GF SERIES - HINGED GLASS DOORS  
TOP MOUNT FREEZERS - 83"H**



MODEL NO.	DESCRIPTION	LENGTH	DEPTH	HEIGHT W/CASTERS	VOLTAGE	AMPS	HP	POWER CORD	EST. SHIP- WEIGHT
<b>Freezers / Frozen Food</b>									
<b>GF22-FF</b>	One Door	26.50"	35.031"*	83"	115	16.0	1/2	5-20P	390
<b>GF48-FF</b>	Two Door	52.25"	35.031"*	83"	115/208-230	16.0	3/4	L14-20P	590
<b>GF75-FF</b>	Three Door	78.00"	35.031"*	83"	115/208-230	16.0	1	L14-20P	790
<b>GF102-FF</b>	Four Door	103.75"	35.031"*	83"	115/208-230	16.0/16.0	(2) 3/4	L14-20P(2)	1174

\*Handle adds 1.38" to depth

**(ALL WHITE OR ALL BLACK, NO EXTRA CHARGE—IF COLORS ARE MIXED AN ADDITIONAL CHARGE WILL APPLY)**

Prefix	Suffix
SC = Self Contained	B = Black
R = Remote	W = White
	S = Stainless Steel
	LED = LED lighting

- Cases are designed to operate at 75 degrees Fahrenheit and 55% relative humidity
- Cases are equipped with drains; check your local building codes for connection requirements.
- Specification subject to change without notice



Howard McCray • 831 East Cayuga St • Philadelphia, PA 19124 USA • (215) 464-6800  
1-800-344-8222 • Fax (215) 969-4890 • E-Mail: sales@howardmccray.com • www.howardmccray.com

## GF SERIES - HINGED GLASS DOORS TOP MOUNT FREEZERS - 83"H

### STANDARD SPECIFICATIONS AND OPTIONAL FEATURES

#### CONSTRUCTION

- UL - Classified to ANSI/NSF 7
- Heavy Duty Construction
- Foamed in place CFC free foam
- Removable front grille for easy servicing
- 1, 2, 3, or 4 door models available
- Heavy duty edge mounted hinges

#### INTERIOR

- White aluminum ends and rear (optional black and stainless steel)
- White aluminum floors (optional black and stainless steel)
- Aluminum evaporator fan housing
- 4 Heavy duty epoxy coated shelves per door

#### EXTERIOR

- White aluminum ends and front (optional black and stainless steel)
- Triple pane glass doors 23-3/4" x 62-1/4"
- Doors - chrome finish ( white and stainless steel)
- Doors - black finish (black)
- 5" Casters

#### LIGHTING

- Vertical LED light strips - standard
- 1 Dr = 2 LED light strips = 2 Lamps
- 2 Dr = 3 LED light strips = 4 Lamps
- 3 Dr = 4 LED light strips = 6 Lamps
- 4 Dr = 5 LED light strips = 8 Lamps

#### IMPORTANT NOTE:

**ALL REFRIGERATED CASES ARE DESIGNED TO OPERATE IN AN ENVIRONMENT OF 75 DEGREES AND 55% RELATIVE HUMIDITY.**

**PRODUCT MUST BE COOLED BEFORE BEING DISPLAYED WITHIN THE CASE.**

**DRAIN IS REQUIRED**

#### OPTIONAL FEATURES

- Door swing change
- Digital thermometer
- Extra shelf with clips
- Cantilever shelves
- Door locks
- Stainless steel, laminated or paint
- 6" Legs

#### ELECTRICAL REQUIREMENTS

- 10' cord NEMA - plug see technical data
- UL/CUL listed
- 115V/208-230V
- 115V on GF22-V7 model

#### REFRIGERATION

- Top mounted condensing unit
- Electronically controlled with audio alarm
- Automatic defrost
- Remote available
- ECM Motors

**GF SERIES - HINGED GLASS DOORS  
TOP MOUNT FREEZERS - 83"H**

**TECHNICAL DATA**

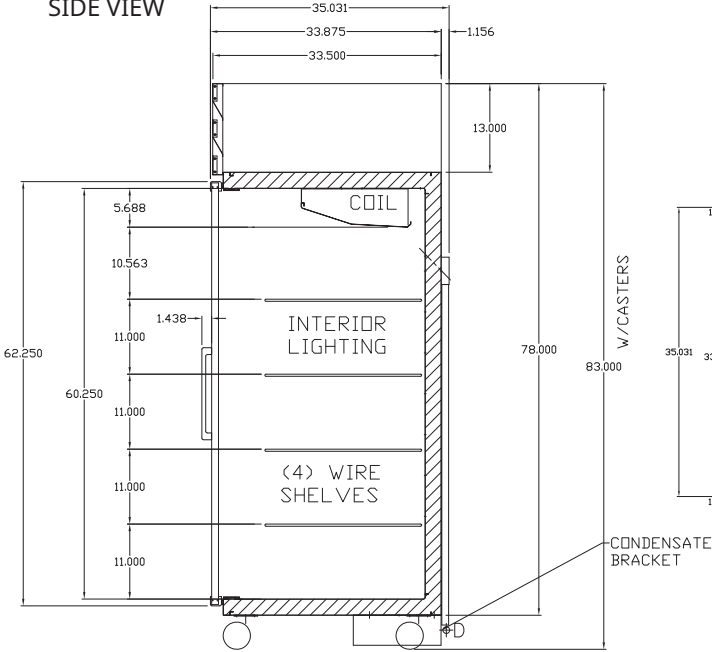
MODEL NO.	SC	GF22-FF	GF48-FF	GF75-FF	GF102-FF
FREEZER FROZEN FOOD	R	R-GF22-FF	R-GF48-FF	R-GF75-FF	R-GF102-FF
<b>Length</b>		26.50"	52.25"	78.00"	103.75"
<b>Height w/ casters</b>		83.00"	83.00"	83.00"	83.00"
<b>Depth without handle</b> (Dimensions are +/- 1/4")		35.031"	35.031"	35.031"	35.031"
<b>Operating temperature</b>		-5°F to 5°F	-5°F to 5°F	-5°F to 5°F	-5°F to 5°F
<b>System type</b>		Expansion valve	Expansion valve	Expansion valve	Expansion valve
<b>Compressor size HP</b>	SC	1/2	3/4	1	(2) 3/4
<b>Refrigeration system</b>		Electronic controlled	Electronic controlled	Electronic controlled	Electronic controlled
<b>Defrost per day (24 hours)</b>	Air Defrost	Electronic controlled	Electronic controlled	Electronic controlled	Electronic controlled
<b>Defrost per day</b>	R.	3 per day	3 per day	3 per day	3 per day
<b>BTU's at -15°F Evap. Temp.</b>	R	2150	3480	4620	(2) 3480
<b>Voltage</b>	SC	115/208-230	115/208-230	115/208-230	115/208-230
<b>Amperage</b>	SC	12.0	16.0	16.0	16.0/16.0
<b>Voltage</b>	R	115	115/208-230	115/208-230	115/208-230
<b>Amperage, lights, fans, defrost heaters</b>	R	10.5	9.0	11.6	8.8/9.9
<b>Cord and plug</b>	SC R	L14-20P NO	L14-20P NO	L14-20P NO	(2) L14-20P NO
<b>Drain electric condensate plug</b>		115V	115V	115V	115V
<b>Exterior color</b>		W, B, S	W, B, S	W, B, S	W, B, S
<b>Interior color</b>		W, B, S	W, B, S	W, B, S	W, B, S
<b>Door size</b>		23.75 x 62.25	23.75 x 62.25	23.75 x 62.25	23.75 x 62.25
<b>Total shelves</b>		4	8	12	16
<b>Shelf size</b>		(4) 21.125" x 22.50"	(8) 22.75" x 23.00"	(8) 22.75" x 23.00" (4) 25.00" x 23.00"	(8) 22.75" x 23.00" (8) 25.00" x 23.00"
<b>Cubic capacity</b>		22	48	75	102
<b>Shipping Info</b>					
<b>Height</b>		86"	86"	86"	86"
<b>Depth</b>		44"	44"	44"	44"
<b>Length</b>		31"	58"	84"	109"
<b>Gross weight SC/R</b>		390/360	590/550	790/750	1174/1094
<b>Cubic feet</b>		68	127	184	228

- Cases are designed to operate at 75 degrees Fahrenheit and 55% relative humidity
- Cases are equipped with drains; check your local building codes for connection requirements.
- Specification subject to change without notice

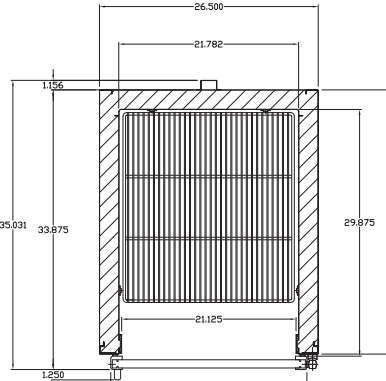
**GF SERIES - HINGED GLASS DOORS  
TOP MOUNT FREEZERS - 83"H**

**DRAWINGS • SIDE VIEW • FRONT VIEWS • TOP VIEWS**

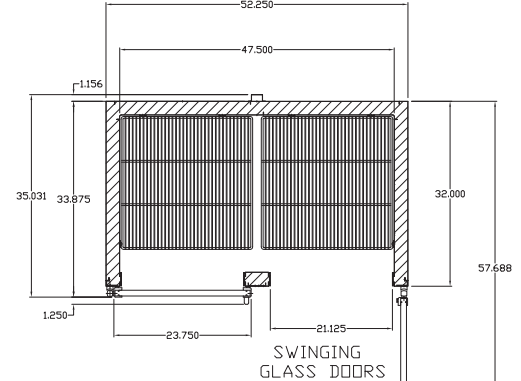
**SIDE VIEW**



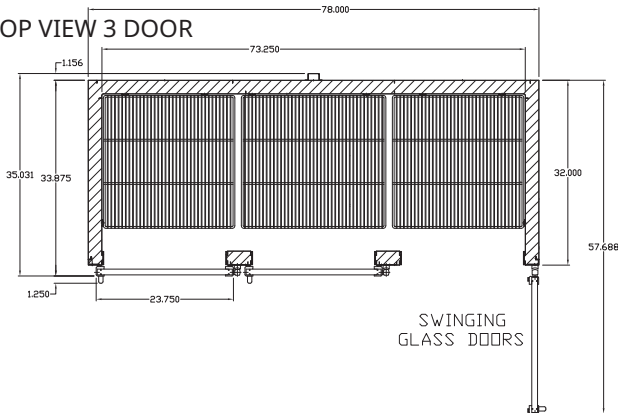
**TOP VIEW 1 DOOR**



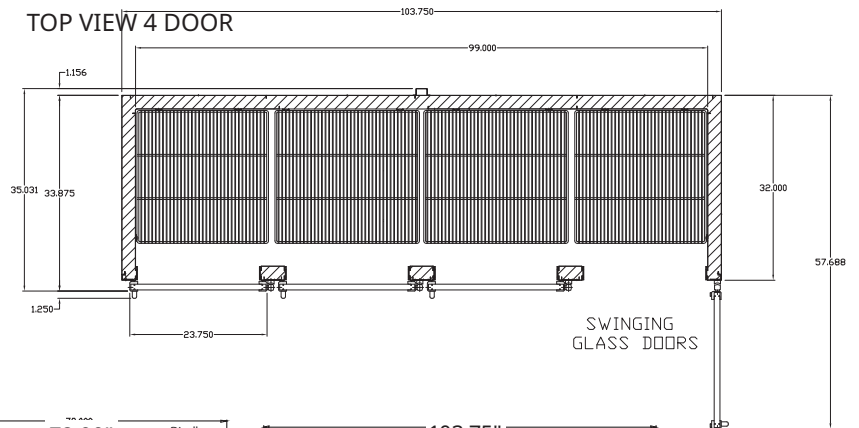
**TOP VIEW 2 DOOR**



**TOP VIEW 3 DOOR**



**TOP VIEW 4 DOOR**



**FRONT VIEWS  
SWINGING  
GLASS DOORS**

