



# BEVERAGE-AIR

Project: _____	AIA#
Item: _____	
Location: _____	SIS#
Approved: _____	

**HBF12HC BOTTOM MOUNT REACH-IN FREEZER**

## HORIZON BOTTOM MOUNT REACH-IN

### HBF12HC Glass Door Reach-In Freezer

Hydrocarbon Series

**MODEL:**  
**HBF12HC-1-G**



**7 Year Parts/Labor Warranty**  
**7 Year Compressor Warranty**

#### CABINET CONSTRUCTION

- Stainless steel front, side, and grille (galvanized back & bottom)
- Stainless steel interior
- Full electronic control with one-touch defrost
- One-piece grille allow easy removal/installation for preventative maintenance
- Double pane LowE argon filled glass door features inside and outside panes that are tempered for added safety
- Self closing door with 120° stay open feature
- LED lighting
- Spring-loaded style hinges
- Plug-in magnetic door gaskets
- Four (4) heavy duty epoxy coated wire shelves
- 6" Casters with two (2) brakes

#### OPTIONS & ACCESSORIES

- 3" Casters or 6" legs
- Epoxy shelves
- Shelf clips
- Remote option\* (see note on back page)

#### REFRIGERATION SYSTEM

- Uses environmentally friendly, energy efficient R290 refrigerant, and meets all regulatory requirements for CARB, SNAP, DOE & more
- Hot gas condensate evaporator
- Adaptive defrost
- Epoxy coated evaporator coil
- Freezer capable of maintaining product temperature down to -10°F



  
Please verify qualifying units by visiting:  
[www.energystar.gov/cfs](http://www.energystar.gov/cfs)

3779 Champion Blvd., Winston-Salem, NC 27105  
1-888-845-9800 Fax: 1-336-245-6453  
Beverage-Air.com Sales@bevair.com



# BEVERAGE-AIR

MODEL	HBF12HC-1-G
<b>EXTERNAL DIMENSIONAL DATA</b>	
Width Overall	24"
Depth Overall with Handle	24 ½"
Height Overall with Casters	67 ¾"
Number of Doors	1
Depth with Door Open 90°	46 ¾"
Door Opening (in)	20 7/8" x 48 1/2"
<b>INTERNAL DIMENSIONAL DATA</b>	
NET Capacity (cubic ft.)	11.9
Internal Width Overall (in)	21"
Internal Depth Overall (in)	18 ¼"
Internal Height Overall (in)	48 ¾"
Internal Height Useable (in)	44 ¾"
Number of Shelves	4
<b>ELECTRICAL DATA</b>	
Full Load Amperes	4.7
Voltage	115/60/1
Nema Plug (8' cord)	5-15P
<b>REFRIGERATION DATA</b>	
Horsepower	1/2
Capacity (BTU/Hr)	1624
Heat Rejection (BTU/Hr)	2436
Charge (lbs/grams/ounces)	0.1102 / 50 / 1.8
<b>SHIPPING DATA</b>	
Gross Weight - Crated	290 lbs
Height - Crated	68"
Width - Crated	27"
Depth - Crated	29"

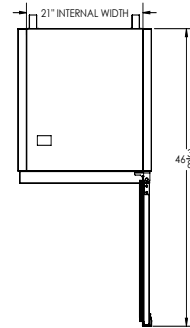
\*NOTE: Remote units are field wired and come with 6" legs. Refrigerant must be specified at time of order.

We reserve the right to change specifications and product design without notice. Such revisions do not entitle the buyer to corresponding changes, improvements, additions or replacements for previously purchased equipment. Dimensional tolerances +/- 1/4". Metric dimensions (MM).

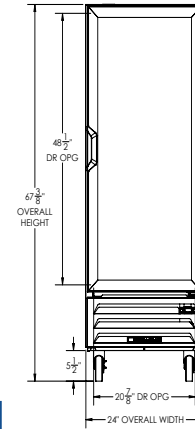
## Bottom Mount Reach-In Freezer Model: HBF12HC-1-G

### Model Views

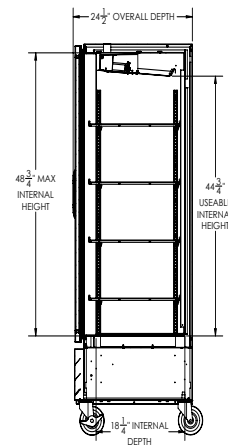
Required Clearance: Bottom & Rear 3"



### PLAN VIEW



### ELEVATION VIEW



### SIDE VIEW

### ELECTRICAL CONNECTION



115/60/1  
NEMA 5-15P

Unit pre-wired at factory and include 8' long cord and plug set.

