

Skyfood

GMCG-24 / GMCG-36 MANUAL GAS GRIDDLES



The **Countertop Manual Gas Griddles** were developed to provide the best cooking experience, combining high standard quality, performance and durability to meet the most demanding users expectations.

STANDARD FEATURES

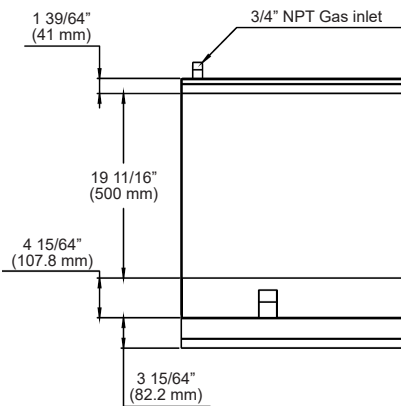
- Available in 24" (610 mm) and 36" (915mm) width.
- Stainless steel panel and back splash.
- 14" gauge polished stainless steel plate.
- 3/4" (19.05 mm) thick polished carbon steel working griddle plate.
- Fully welded griddle plate.
- Enamelled burners placed every 12", providing uniformity when operating.
- Accessible pilots through front panel.
- Black paint injected aluminum knobs providing for better toughness and durability.
- 1-year parts and labor warranty.
- 4" adjustable chromed carbon steel legs.
- Easily removable stainless steel griddle grease trap.
- Griddle grease trap capacity:

MODELS	GMCG-24	GMCG-36
COLLECTING TRAY CAPACITY	1.05 gal (4.6 L)	2.43 gal (9.2 L)

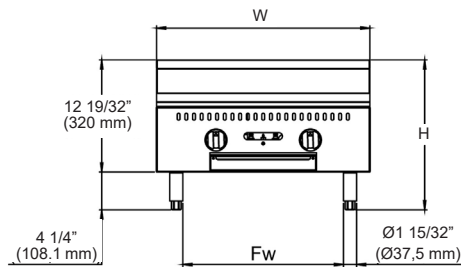
Skyfood

WARRANTY 1 (one) year parts and labor valid in the Continental United States.

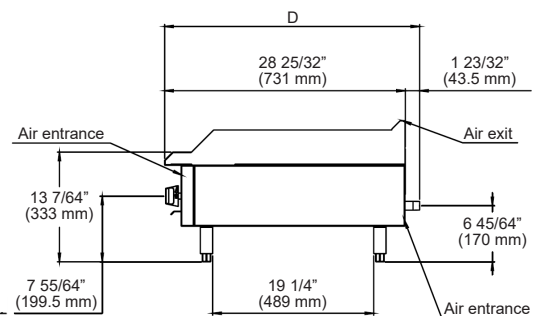
GMCG-24 / GMCG-36 MANUAL GAS GRIDDLES



TOP VIEW



FRONT VIEW



SIDE VIEW

EXTERIOR PRODUCT DIMENSIONS & WEIGHT

MODELS	GMCG-24	GMCG-36
WIDTH (W)	24" (610 mm)	36" (915 mm)
DEPTH (D)	30 33/64" (775 mm)	30 33/64" (775 mm)
HEIGHT (H)	16 27/32" (428 mm)	16 27/32" (428 mm)
FW	18 3/32" (459.5 mm)	31 9/32" (794.5 mm)
WEIGHT	163 lb (74 kg)	227 lb (103 kg)

SHIPPING CRATE DIMENSIONS & WEIGHT

MODELS	GMCG-24	GMCG-36
WIDTH	27 61/64" (710 mm)	40 5/32" (1020 mm)
DEPTH	34 1/4" (870 mm)	34 1/4" (870 mm)
HEIGHT	19 19/64" (490 mm)	19 19/64" (490 mm)
WEIGHT	194 lb (88 kg)	273 lb (124 kg)

UTILITY INFORMATION (GAS SUPPLY)

MODELS	GMCG-24	GMCG-36
BURNERS	2	3
PROPANE - BTU/h	60,000	90,000
NATURAL - BTU/h	60,000	90,000
MANIFOLD PRESSURE - NATURAL GAS	4" W.C	4" W.C
MANIFOLD PRESSURE - PROPANE GAS	10" W.C	10" W.C

SPECIFICATIONS

- 30,000 BTU/h burners placed every 12", providing best performance.
- Manifold pressure is 4" W.C (Natural Gas) or 10" W.C (Propane Gas).
- 3/4" NPT rear gas connection and pressure regulator for both natural gas and propane.
- Check the altitude specifications above 2,000ft.
- *NOTE: In line with its policy to continually improve its product, Skyfood reserves the right to change materials and specifications without notice.
- Specify the type of gas when ordering.
- Specify altitude when above 2,000 feet.

INSTALLATION INSTRUCTIONS

A pressure regulator sized for this unit is included. The gas line connecting to the range must be 3/4" or larger. If flexible connectors are used, the inside diameter must be 3/4" or larger. An adequate ventilation system is required for commercial cooking equipment. Information may be obtained by writing to the National Fire Protection Association, 1 Batterymarch Park, Quincy, MA 02269, www.NFPA.org. When writing, refer to NFPA No.96.4. These units are manufactured for installation in accordance with ANSI Z223.1A (latest edition), National Fuel Gas Code. Copies may be obtained from The American Gas Association, 400 N Capitol St. NW, Washington, DC 20001, www.AGA.org.

☎ 1-800-503-7534

✉ sales@skyfood.us

🌐 www.skyfood.us

Office:
11900 Biscayne Blvd, Suite 616
North Miami, FL 33181

Warehouse:
11200 NW 25 Street, Suite 117
Miami, FL 33172

Phone: 1-800-503-7534 or 305-868-1603
Fax: 305-866-2704

[/SkyfoodEquipment](https://www.facebook.com/SkyfoodEquipment) [/SkyfoodEquipment](https://www.instagram.com/SkyfoodEquipment) [/SkyfoodEquipment](https://www.youtube.com/SkyfoodEquipment)

SPECIFICATIONS ARE SUBJECT TO CHANGE WITHOUT NOTICE.