



SERVING THE FOOD INDUSTRY SINCE 1951

Glass Door Black Merchandisers

ITEM:	48381	48382	48383	48384	48385
MODEL:	RE-CN-0380B	RE-CN-0450B	RE-CN-1000B	RE-CN-1200B	RE-CN-1500B



One Stop Solution For Refrigerated Merchandise Display

Spacious glass door refrigerators crafted with enduring quality. Sleek designs featuring innovative technology, high-efficiency components, and the most attractive product display in its category. Wide selection of sizes ensures options for any needs.

FEATURES:



- Sleek, modern design
- Large capacity for size
- Quiet operation
- Economical cooling
- Attractive vertical lighting

Telephone: 1-800-465-0234

Fax: (905) 607-0234

Email: sales@omcan.com

Website: www.omcan.com



Authorized Dealer

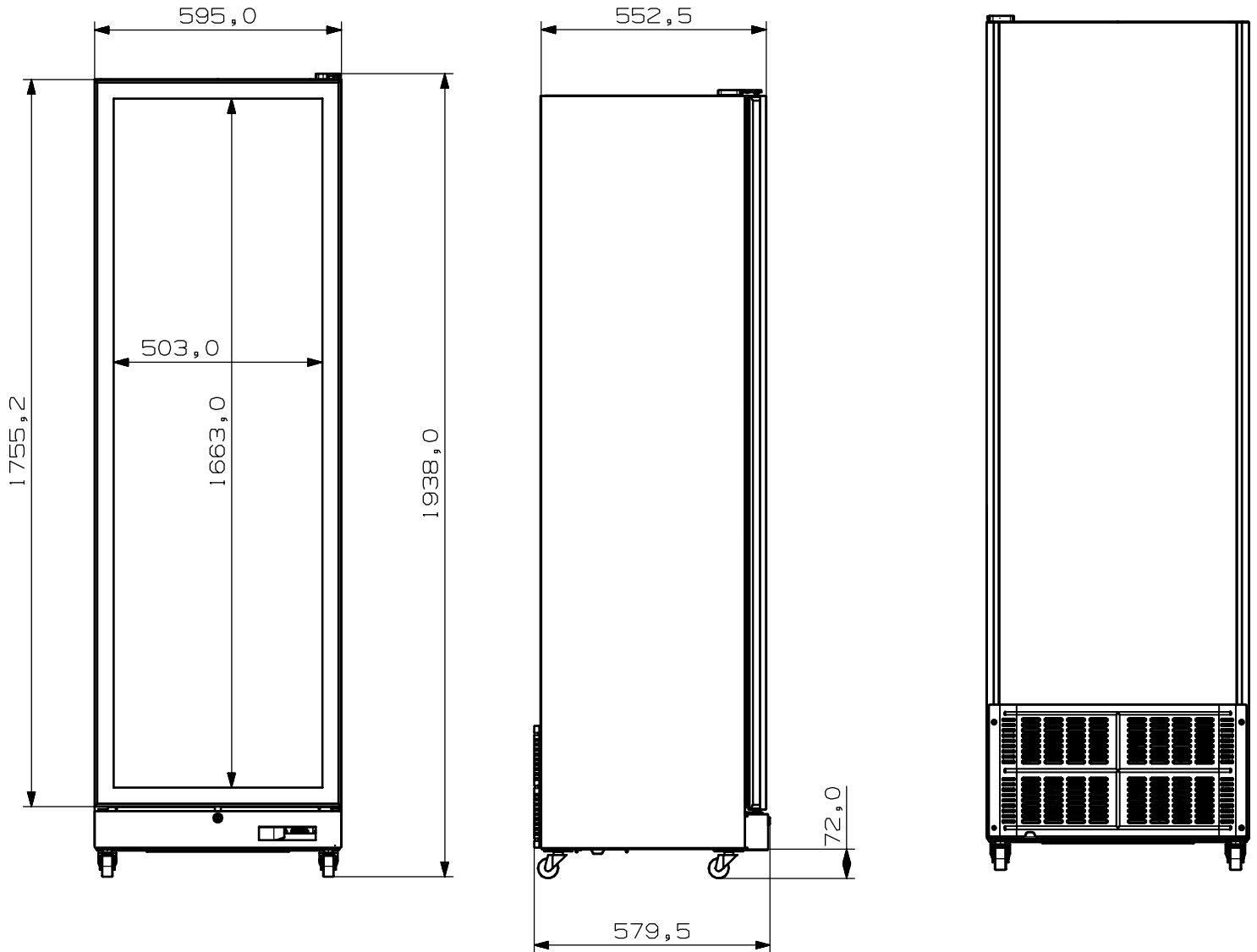
(Version 2024.07)

Page 1 / 7

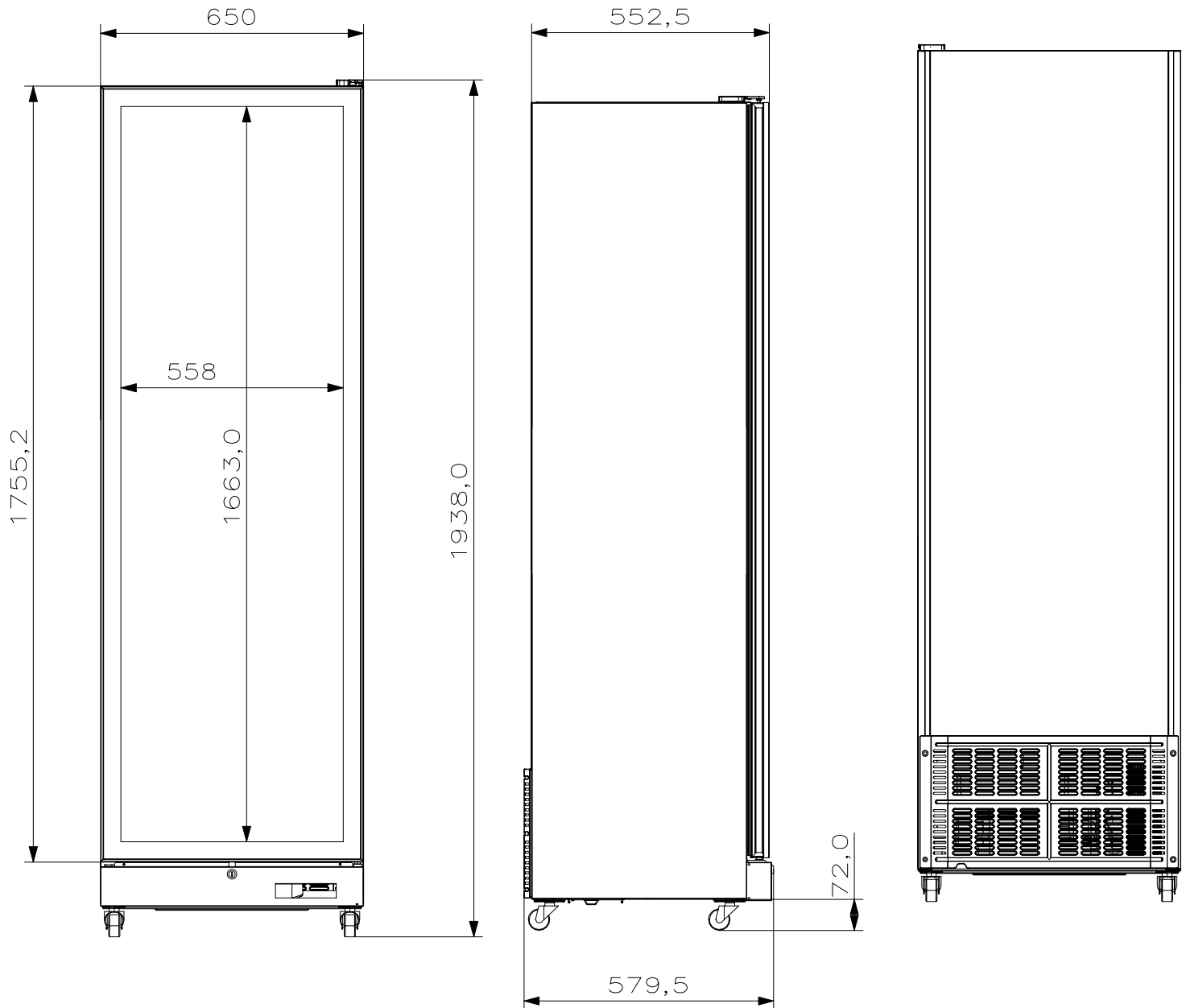
TECHNICAL SPECIFICATION					
Features	24x23x77	26x23x277	48x23x77	60x23x77	72x23x77
Item	48381	48382	48383	48384	48385
Model	RE-CN-0380B	RE-CN-0450B	RE-CN-1000B	RE-CN-1200B	RE-CN-1500B
Capacity	13.4 cuft. (380L)	16 cuft. (450L)	35.5 cuft. (1000L)	42.4 cuft. (1200L)	53 cuft. (1500L)
Shelf Dimensions	14" x 20" (354x491 mm)	14" x 22" (354x543 mm)	14"x15" + 14"x15" (544x375+544x375 mm)	17"x15" + 18"x15" (936.5x375 + 442 x 375 mm)	45"x15" + 22"x15" (1144.5x375 + 544x375 mm)
Shelf Material	Steel Wire				
Exterior Material	Glass/Plastic/Steel				
Interior Material	Glass/Aluminum/Steel				
Temperature Range	0-10 °C				
Power	220W	350W	380W	620W	780W
Current	2.8	3.2	4.5	8.9	8.9
Electricals	115V/60Hz/1Ph				
Refrigerant	R600a				
Defrost	Auto				
Internal Dimensions (WDH)	21" x 19" x 67" (519x460x1700 mm)	23" x 19" x 67" (574x460x1700 mm)	45" x 19" x 69" (1123x480x1730 mm)	56" x 19" x 69" (1423x480x1730 mm)	67" x 19" x 69" (1723x480x1730 mm)
Net Dimensions (WDH)	24" x 23" x 76" (595x580x1940 mm)	26" x 23" x 76" (650x580x1940 mm)	48" x 23" x 78" (1200x585x1980 mm)	59" x 23" x 78" (1500x585x1980 mm)	71" x 23" x 78" (1800x585x1980 mm)
Gross Dimensions (WDH)	26" x 25" x 80" (650x613x2020 mm)	28" x 25" x 80" (705x613x2020 mm)	50" x 25" x 80" (1255x630x2010 mm)	62" x 25" x 80" (1555x630x2010 mm)	73" x 25" x 80" (1855x630x2010 mm)
Net Weight	168 lb. (76 kg.)	170 lb. (77 kg.)	298 lb. (135 kg.)	397 lb. (180 kg.)	435 lb. (197 kg.)
Gross Weight	178 lb. (80.5 kg.)	181 lb. (82 kg.)	316 lb. (143 kg.)	436 lb. (197.5 kg.)	496 lb. (225 kg.)

BMAD System (Low maintenance high performance). Dimensions rounded up to the nearest inch or millimeter. Specifications subject to change without notice.

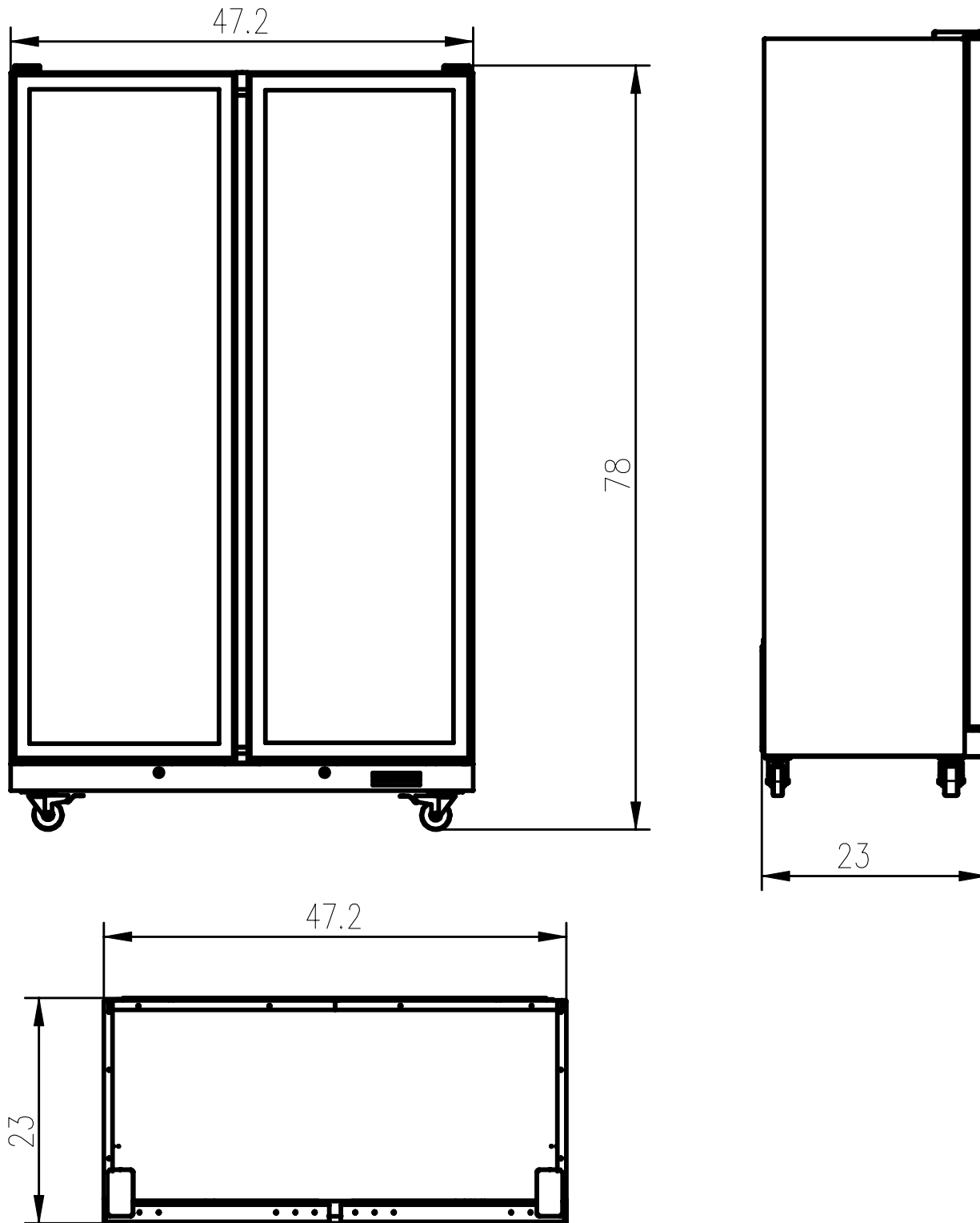
TECHNICAL DRAWING (48381)



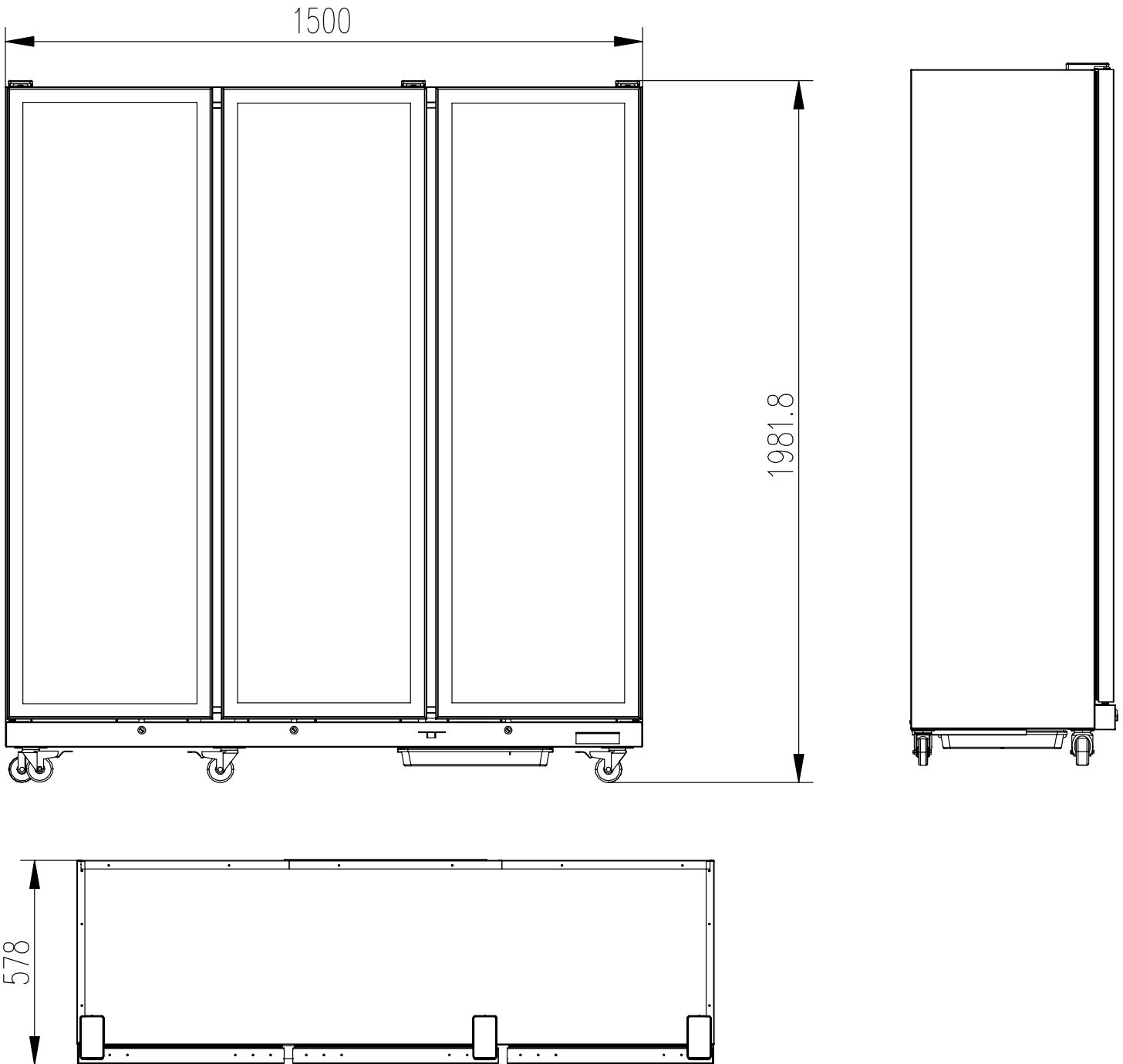
TECHNICAL DRAWING (48382)



TECHNICAL DRAWING (48383)



TECHNICAL DRAWING (48384)



TECHNICAL DRAWING (48385)

