



STANDARD Mobile Grab & Go Carts

“Merchandise, serve & sell conveniently in a mobile kiosk setting”
Base model carts to customize as needed

Made in America



CBC-GG-B4-L :
Grab & Go Cart with 4 Bays & 2 Merchandising Shelves



CBC-GG-B3-L :
Grab & Go Cart with 3 Bays & 1 Large Merchandising Shelf

CBC-GG-B2-L :
Grab & Go Cart with 2 Bays & 2 Merchandising Shelves



COMMON FEATURES

- Stainless steel construction with one handle
- Silent casters (2 with locking brakes; 2 with directional locks)
- Clad-Rex™ laminate panels **OR** stainless panels on all sides **OR** optional custom graphics
- Stainless steel Grab & Go merchandising shelves on top to serve from both sides. (CBC-GG-B3 models have one large merchandising shelf)
- A full size, 2-1/2" high stainless pan holder anchors each bay
- Flip-up shelf
- Ideal height for serving school meals
- Optional heat packages, locking doors and adjustable inner shelves available
- Other options and heights available
- Freight class 250. Not UPS-able; must ship by truck. FOB 06098
- 1 year limited warranty on carts (in 48 contiguous states); 30 day initial defect warranty on laminate panels
- Patented

MobileServ® is a registered trademark of Cadco, Ltd.

*Custom graphics available, contact Cadco with artwork.
For 3-D views of carts, visit Cadco-Ltd.com*

Carts may be custom built to your specifications. Please contact Cadco directly.

For more information, please contact Cadco, Ltd, 200 International Way, Winsted, CT 06098
Tel. (860)738-2500 ● Fax (860) 738-9772 ● E-mail: info@cadco-ltd.com ● Web site: cadco-ltd.com



Standard Mobile Grab & Go Carts



CBC-GG-B4-L4



CBC-GG-B3-L5



CBC-GG-B2-7

Front & Side Panels Colors & Materials (refer to Cart Model Numbers)



-L1 LAMINATE



-L3 LAMINATE



-L4 LAMINATE



-L5 LAMINATE



-L6 LAMINATE



-L7 LAMINATE

(Allergen-free color code)



-LST STAINLESS



CUSTOM GRAPHICS

-L1: Chestnut: Varying hues of bronze with red undertones

-L3: Grey: Medium bluish grey with brown accents

-L4: Navy: Dark blue with reddish brown accents

-L5: Cherry: Dark cherry woodgrain

-L6: Black: Solid, slightly textured black laminate

-L7: Purple: Solid, slightly textured purple

(Allergen-free color code)

-LST: Stainless: Stainless panels

OPTIONAL CUSTOM GRAPHICS: Vinyl decal panels OR magnets - see Optional Accessories below

Printed laminate colors are approximate. For maximum accuracy, contact Cadco for a no-charge color chip.

| Model | Description (Panholder Depth) | Bays | Unit Dim. W" x H" x D" | Unit Wt. (lbs.) | Ship Wt. (lbs.) | UPC |
|--------------------------------------|-------------------------------|---------------------------------------|------------------------|---------------------------------------|-----------------|--------------------------------------|
| MODELS WITH 4 BAYS | | | | | | |
| CBC-GG-B4-L1 | 2-1/2" deep | 4 | 85 1/4* x 57 x 31 1/4 | 230 | 440** | 654796-99264-5 |
| CBC-GG-B4-L3 (654796-99265-2) | | CBC-GG-B4-L4 (654796-99266-9) | | CBC-GG-B4-L5 (654796-99267-6) | | |
| CBC-GG-B4-L6 (654796-99268-3) | | CBC-GG-B4-L7 (654796-99269-0) | | CBC-GG-B4-LST (654796-99270-6) | | |
| MODELS WITH 3 BAYS | | | | | | |
| CBC-GG-B3-L1 | 2-1/2" deep | 3 | 74 1/2* x 60 x 30 | 215 | 440** | 654796-99257-7 |
| CBC-GG-B3-L3 (654796-99258-4) | | CBC-GG-B3-L4 (654796-99259-1) | | CBC-GG-B3-L5 (654796-99260-7) | | |
| CBC-GG-B3-L6 (654796-99261-4) | | CBC-GG-B3-L7 (654796-99262-1) | | CBC-GG-B3-LST (654796-99263-8) | | |
| MODELS WITH 2 BAYS | | | | | | |
| CBC-GG-B2-L1 | 2-1/2" deep | 2 | 63 1/4* x 57 x 31 1/4 | 178 | 297** | 654796-99825-8 |
| CBC-GG-B2-L3 (654796-99251-5) | | CBC-GG-B2-L4 (654796-99252-2) | | CBC-GG-B2-L5 (654796-99253-9) | | CBC-GG-B2-L6 (654796-99254-6) |
| CBC-GG-B2-L7 (654796-99255-3) | | CBC-GG-B2-LST (654796-99256-0) | | | | |

*with flip-up shelf open

**Shipping weights include weight of shipping skids & shipping frames - approx. 177 lbs. on CBC-GG-4 / 162 lbs. on CBC-GG-3/ 107 lbs. on CBC-GG-2

CBC-GG-B4 Models: Carton + skid dim.: W:42", H:66", D:72". Carton + Skid Cube: 115.5 cft.

CBC-GG-B3 Models: Carton + skid dim.: W:76", H:73", D:40". Carton + Skid Cube: 128.4 cft.

CBC-GG-B2 Models: Carton + skid dim.: W:42", H:66", D:48". Carton + Skid Cube: 77 cft.

See Accessories pages following for many great add-ons to customize your cart!



Accessories for Standard Mobile Grab & Go Carts

Customize your cart to fit your needs & budget



HEAT PACKAGES for CBC-GG-B CARTS

- Separate 120V electric variable heat control for each bay
 - Register outlet on flip-up shelf side
- Each full size bay has (2) 2-1/2" deep 1/2 size steam pans & clear polycarbonate rolltop lid
- 120V/1650W / 13.75A • UL Safety & Sanitary, C-UL • Factory installed during cart build



GG-HT3

GG-HT4: For CBC-GG-B4 Carts (4 bays); **GG-HT3:** For CBC-GG-B3 Carts (3 bays); **GG-HT2:** For CBC-GG-B2 Carts (2 bays)

LOCKING SECURITY DOORS FOR CBC-GG-B CARTS



GG2-SD

- Stainless doors with lock and two keys
- Factory installed during cart build
- GG4-SD:** For CBC-GG-B4 Carts (Swing open doors)
- GG3-SD:** For CBC-GG-B3 Carts (Sliding doors)
- GG2-SD:** For CBC-GG-B2 Carts (Sliding doors)

ADJUSTABLE INNER SHELVES FOR CBC-GG/B CARTS



GGAS-3/ GGAS-4

- Stainless steel
- May be attached by end-user
- Freight class 200
- GGAS-4:** For CBC-GG-4 Size Carts (2 shelves/ half width)
- GGAS-3:** For CBC-GG-3 Size Carts (2 shelves/ half width)
- GGAS-2:** For CBC-GG-2 Size Carts (1 shelf/ full width)

FLIP-UP OUTER SHELF



FUS-1R: Flip-up Outer Shelf

(for right side of cart - user view)

- Flips up & locks for use; flips down for storage
 - One 22" W x 25-3/4" D stainless shelf
 - Adds 19" to cart width when up
 - Factory installed during cart build

JUNCTION BOX



C-JB: Junction Box for Carts with Heat

- Provides additional 120V outlet inside cart for other appliances (1 outlet used by cart hot bays & register outlet; available power depends on power draw of cart & register outlet)
- Factory installed during cart build

PNEUMATIC WHEELS



PW-4: Outdoor Pneumatic Wheels Kit

- Set of (4) 8" diameter wheels w/ locks
- Rubber wheels w/ steel hardware
 - 10" floor clearance
- Factory installed during cart build

CUSTOM GRAPHICS PANELS

- Set of vinyl decal panels for front & sides of cart
- See cadco-ltd.com for artwork guidelines & template library
- Factory installed during cart build
- CG-S:** for CBC-GG-2/B2, CBC-HH, SDCX, BC-4, BC-2 Carts
- CG-M:** for CBC-GG-B3, CBC-HHH, CBC-DC, CBC-PHRX Carts
- CG-L:** for CBC-GG-4/B4, CBC-HHHH, BC-3 Carts



CUSTOM MAGNETS (for carts with stainless or Clad-Rex™ front & side panels)

CM-LOGO: Set of 2 small (up to 144 sq. in. ea.) magnets

1 magnet to fill front panel of cart:

CM-FRONT-L: for CBC-GG-4/B4 carts; **CM-FRONT-M** for CBC-GG-B3 carts; **CM-FRONT-S** for CBC-GG-2/B2 carts

LIDS & STAINLESS STEAM PANS & FALSE BOTTOMS (• NSF)



C-DPF2-HD

- C-DPF2-HD: Clear Rolltop Lid**
- Fits full size steam pan
- Eastman Tritan™ copolyester
- Corrosion-resistant metal hinges



CL-2

- CL-2: Half Size Clear Lids Accessory Pack**
- 2 clear polycarbonate lids for 1/2 size pans



CL-3

- CL-3: Third Size Clear Lids Accessory Pack**
- 3 clear polycarbonate lids for 1/3 size pans



SPL-2P

- SPL-2P: Half Size Steam Pan with Clear Lid**
- 1/2 size (2-1/2" deep) stainless pan w/clear lid



SPL-3P

- SPL-3P: Third Size Steam Pan with Clear Lid**
- 1/3 size (2-1/2" deep) stainless pan w/clear lid



CDT-3



CDT-3 in Use



CDT-2

FALSE BOTTOMS

- Hold food above pan bottom for draining and/or keeping food moist
- Universal fit for 1/3 and 1/2 size steam pans
 - Stainless steel
 - 1/2" height above pan bottom
 - 3/8" diameter holes

CDT-2: Half Size False Bottom
CDT-3: Third Size False Bottom

STAINLESS PAN HOLDERS & COLD BAY KIT - For All Current Food & Demo Carts

ALL MODELS:

- Hold pans on cart warming surface
 - May be attached by end user
- ONLY for Food Carts built after 9-1-2013 / Demo Carts built after 1/1/2016
 - UL Sanitary



PS-CBC-2



PS-CBC-4



PS-CBC-6



PS-CBC-6CP

PS-CBC-2: Steam Pan Holder Accessory For 2 1/2" High Pans

- Holds one full size, 2 half size, or 3 third size steam pans

PS-CBC-4: Steam Pan Holder Accessory For 4" High Pans

- Holds one full size, 2 half size, or 3 third size steam pans

PS-CBC-6: Pan Holder Accessory for 6" Deep Cold Pans

- Stainless pan holder holds 2 half size 6" deep Cambro® ColdFest™ pans (or equivalent; pans not included.)
- Converts cart hot bay to cold bay.

PS-CBC-6CP: Cold Bay Pan Holder Kit











- Stainless pan holder & 2 half size 6" deep Cambro® ColdFest™ pans with Cambro® lids. Converts cart hot bay to cold bay.



Accessories for Standard Mobile Grab & Go Carts

Customize your cart to fit your needs & budget

ALL MODELS: ● Freight class 200 ● **WARRANTY:** 30 Days initial defect on lids/ pans/ panholders/ false bottoms, graphics; 90 days on inner shelves & wheels installed by end user; 1 year on other factory installed items

| | | | |
|------------------------------------------------------------------------------------------------------------------------------------------------------------------------------------------------------------------------------------------------------------------------------------------------------------------------------------------------------------------------------------------------|-------------------------------------------------------------------------------------------------------------------------------------------------------------------------------------------------------------------------------------------------------------------------------------------------------------------------------------------------------------------------|------------------------------------------------------------------------------------------------------------------------------------------------------------------------------------------------------------------------------------------------------------------------------------------------------------------------------------------------------------------------------------------------------------------------------------------------------------------------------------------------------------------------------------------------------------------------------------------------------------------------------------------------------------------------------------------------|--------------------------------------------------------------------------------------------------------------------------------------------------------------------------------------------------------------------------------------------------|
| <p>HEAT PACKAGES</p>  <p>GG-HT4: For CBC-GG-B4 Carts (4 bays) GG-HT3: For CBC-GG-B3 Carts (3 bays) GG-HT2: For CBC-GG-B2 Carts (2 bays)</p> <p>FUS-1R: FLIP-UP OUTER SHELF</p>  | <p>LOCKING SECURITY DOORS</p>  <p>GG4-SD: For CBC-GG-B4 Carts GG3-SD: For CBC-GG-B3 Carts GG2-SD: For CBC-GG-B2 Carts</p> <p>PW-4: PNEUMATIC WHEELS</p>  | <p>ADJUSTABLE INNER SHELVES</p>  <p>GGAS-4: For CBC-GG-4 Size Carts (2 shelves/ half width) GGAS-3: For CBC-GG-3 Size Carts (2 shelves/ half width) GGAS-2: For CBC-GG-2 Size Carts (1 shelf/ full width)</p> <p>CUSTOM MAGNETS</p> <p>CM-LOGO: Set of 2 small magnets 1 magnet to fill front panel of cart: CM-FRONT-L: for CBC-GG-4/B4 carts CM-FRONT-M: for CBC-GG-B3 carts CM-FRONT-S: for CBC-GG-2/B2 carts</p>  | <p>CUSTOM GRAPHICS PANELS</p>  <p>CG-S: for CBC-GG-2/B2 Carts CG-M: for CBC-GG-B3 Carts CG-L: for CBC-GG-4/B4 Carts</p> |
| <p>LIDS & STAINLESS STEAM PANS</p>  <p>C-DPF2-HD CL-2 CL-3 SPL-2P SPL-3P</p> | <p>FALSE BOTTOMS FOR STEAM PANS</p>  <p>CDT-2 CDT-3</p> | <p>STAINLESS PAN HOLDERS & COLD BAY KIT</p>  <p>PS-CBC-2 PS-CBC-4 PS-CBC-6 PS-CBC-6CP</p> | |

| Model | Color | Unit Dimensions | Unit Wt. | Ship Wt. | Carton Dimensions | Cube | UPC# |
|------------|-----------|-------------------------------------|---------------|-------------|--------------------------------|------|----------------|
| CDPF-2-HD | Clear | w:21 1/2", h:7", d:13 1/4" | 4 lbs. | 9 lbs. | w:16 3/4", h:8 1/2", d:22 1/8" | 1.82 | 654796-96121-4 |
| CDT-2 | Stainless | w:9 5/32", h:1 1/2", d:11 7/32" | 0.9 lb. | 1 lb. | w:11", h:3/4", d:15" | 0.08 | 654796-96231-0 |
| CDT-3 | Stainless | w:5 9/32", h:1 1/2", d:11 7/32" | 0.6 lb. | 1 lb. | w:11", h:3/4", d:15" | 0.08 | 654796-96230-3 |
| CG-L | Custom | varies with cart model | - | - | Factory installed on cart | - | 654796-99419-9 |
| CG-M | Custom | varies with cart model | - | - | Factory installed on cart | - | 654796-99418-2 |
| CG-S | Custom | varies with cart model | - | - | Factory installed on cart | - | 654796-99417-5 |
| C-JB | Stainless | w:2 3/8", h:4 1/2", d:1 1/4" | 5 lbs. | 5 lbs. | Factory installed on cart | - | 654796-99280-5 |
| CL-2 | Clear | ea.: w:12 7/8", h:2 1/2", d:10 1/2" | 2 = 1.3 lbs. | 2 = 3 lbs. | w:15", h:5", d:12" | 0.52 | 654796-96117-7 |
| CL-3 | Clear | ea.: w:12 7/8", h:2 1/2", d:7" | 2 = 1.35 lbs. | 3 = 3 lbs. | w:15", h:5", d:12" | 0.52 | 654796-96116-0 |
| CM-FRONT-L | Custom | varies with cart model | 5.67 lbs. | 7 lbs. | w:5 1/4", h:3 6", d:5 1/4" | 0.58 | 654796-99219-5 |
| CM-LOGO | Custom | varies with logo design | 1.13 lbs. | 3 lbs. | w:18 3/4", h:1 1/2", d:14 1/2" | 0.08 | 654796-99207-2 |
| CM-FRONT-M | Custom | varies with cart model | 4.24 lbs. | 6 lbs. | w:5 1/4", h:3 6", d:5 1/4" | 0.58 | 654796-99218-8 |
| CM-FRONT-S | Custom | varies with cart model | 3 lbs. | 5 lbs. | w:5 1/4", h:3 6", d:5 1/4" | 0.58 | 654796-99217-1 |
| FUS-1R | Stainless | w:22", h:1", d:25 3/4" | 20 lbs. | 20 lbs. | Factory installed on cart | - | 654796-99416-8 |
| GG2-SD | Stainless | w:31", h:26", d:1" | 8 lbs. | 10 lbs. | Factory installed on cart | - | 654796-99271-3 |
| GG3-SD | Stainless | w:47", h:26", d:1" | 13 lbs. | 20 lbs. | Factory installed on cart | - | 654796-99272-0 |
| GG4-SD | Stainless | w:50 1/2", h:26", d:1" | 15 lbs. | 25 lbs. | Factory installed on cart | - | 654796-99273-7 |
| GGAS-2 | Stainless | w:30", h:1 1/8", d:28 7/8" | 10 lbs. | 15 lbs. | w:32", h:3 1/2", d:31" | 2 | 654796-99274-4 |
| GGAS-3 | Stainless | ea: w:22 7/16", h:1 1/8", d:25 1/2" | 2 = 13 lbs. | 20 lbs. | w:24 3/4", h:4 3/4", d:27 1/2" | 1.87 | 654796-99275-1 |
| GGAS-4 | Stainless | ea: w:24 3/4", h:1 1/8", d:25 1/2" | 2 = 15 lbs. | 25 lbs. | w:26 3/4", h:4 3/4", d:27 1/2" | 2.04 | 654796-99276-8 |
| GG-HT2 | SS/Clear | n/a - many parts | 26 lbs. | 30 lbs. | Factory installed on cart | - | 654796-99277-5 |
| GG-HT3 | SS/Clear | n/a - many parts | 34 lbs. | 40 lbs. | Factory installed on cart | - | 654796-99278-2 |
| GG-HT4 | SS/Clear | n/a - many parts | 37 lbs. | 45 lbs. | Factory installed on cart | - | 654796-99279-9 |
| PS-CBC-2 | Stainless | w:20 3/4", h:2 1/2", d:14 1/4" | 2 lbs. | 6 lbs. | w:27", h:3 1/2", d:15" | 0.82 | 654796-99997-2 |
| PS-CBC-4 | Stainless | w:20 3/4", h:4", d:14 1/4" | 3 lbs. | 8 lbs. | w:27", h:4 1/4", d:15" | 1.02 | 654796-99996-5 |
| PS-CBC-6 | Stainless | w:20 7/8", h:6 1/2", d:13 7/8" | 5.4 lbs. | 10 lbs. | w:28", h:9 1/2", d:17 1/4" | 2.6 | 654796-99999-6 |
| PS-CBC-6CP | SS/White | w:20 7/8", h:7", d:13 7/8" | 21 lbs. | 30 lbs. | w:28", h:9 1/2", d:17 1/4" | 2.6 | 654796-99406-9 |
| PW-4 | SS/Black | ea.: w:9", h:10", d:5 1/2" | 4 = 29.6 lbs. | 4 = 33 lbs. | w:17 1/4", h:11", d:17 1/4" | 2.0 | 654796-99282-9 |
| SPL-2P | SS/Clear | w:12 7/8", h:5", d:10 1/2" | 1.95 lbs. | 2 lbs. | w:13 1/4", h:3 1/2", d:11" | 0.3 | 654796-96122-1 |
| SPL-3P | SS/Clear | w:12 7/8", h:5", d:7" | 1.3 lbs. | 2 lbs. | w:13 1/4", h:3 1/2", d:7 1/2" | 0.2 | 654796-96123-8 |