


Wall support included
Ref. 0862




SUPPORT BRACKETS
Used for weight assist and swivel, never leave mixer unattended.



01 Top mounted support brackets




02 Side mounted support brackets



SM020



AC072T - 17"



AC075T - 24"



AC076T - 27"

SUPPORT BRACKETS AND ACCESSORIES

01-Top mounted support brackets

	Dimension	Weight	CODE
SM4	400 mm / 16"	1,9 Kg / 4,2 lbs	SM001
SM6	600 mm / 24"	2,3 Kg / 5 lbs	SM002
SM8	800 mm / 32"	2,6 Kg / 5,7 lbs	SM003
SM10	1000 mm / 40"	2,8 Kg / 6,2 lbs	SM004
SM12	1200 mm / 48"	3,2 Kg / 7 lbs	SM005

02-Side mounted support brackets

	Weight	CODE
SA	0,7 Kg / 1,5 lbs	SM006

All brackets are easily dismantled and can be cleaned in the dishwasher. Adaptable only for Master and SMX series of mixers. Adjustable length. Practical and convenient, allows adjustable height and angle.

03-Mixer weight support clamp SM020

Mixer weight support clamp included with the Master detachable mixers, the SMX750ES and the SMX850ES.

04-SMX blender tool AC072T (only for SMX750ES and SMX850ES)

Total length	432 mm / 17"
Capacity	200 L

05-Mixer tool for SMX750ES AC075T

Total length	610 mm / 24"
Capacity	225 L

06-Mixer tool for SMX850ES AC076T

Total length	686 mm / 27"
Capacity	300 L

