

BLUELAA



GRIDDLE BLGM24- 24D

PRODUCT DESCRIPTION



-  30,000 BTU per Burner with Ever-Ready Pilots.
-  30,000 BTU Burners per 12" section with standby pilots.
-  1" Stainless Steel Griddle Plate .
-  Adjustable, stainless steel legs standard.
-  Griddles set up as NG standard. LP conversion kits are included with each Griddle.
-  Full length seamless drip pan, easy to remove and clean.
-  High Quality Stainless Steel Construction

Waste Tray

Oil Tray

Knobs



MODEL#

BLGM24-24D

DIMENSIONS

Width Depth Height

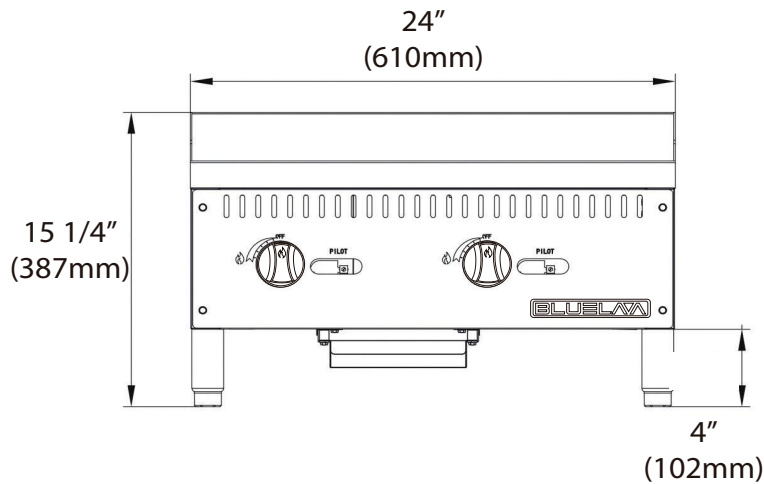
24 in 33 1/2 in 15 1/4 in

* All measurement are presented in Inches

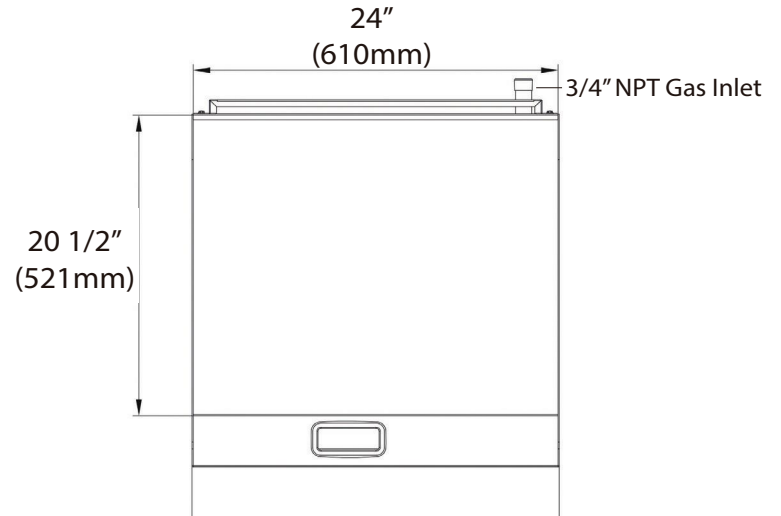


DETAILS & SPECIFICATIONS

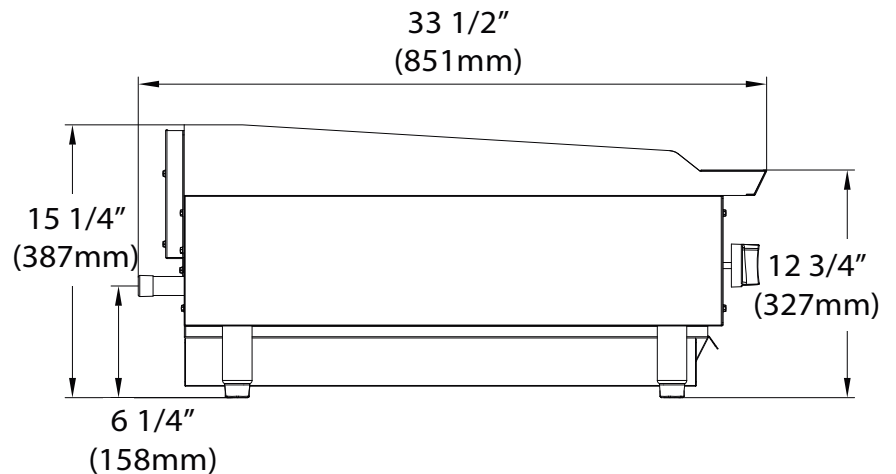
GRIDDLE BLGM24-24D



Front View



Top View



Side View

BLGM24- 24D	
GAS	NG/Propane
WORK AREA	23.83" x 24.02"
BURNERS	2
BTU/H PER BURNER	30000
TOTAL BTU	60000
GAS PRESSURE	NG: 4" WC Propane: 10" WC
NOZZLE	NG: 37# Propane: 51#
CONTAINER FITMENT	220

Model	Packaging Dimensions (inches)			Net Weight (lbs)	Ship Weight (lbs)
	W	D	H		
BLGM24-24D	26 1/8"	36 1/4"	20 1/2"	243	265

BLUELAW

orders@blueairfse.com



223 W. Rosecrans Ave., CA 90248
9 W. Shelton Terrace #A, Hillside, NJ 07205
7025 Amwiler industrial Drive, Suite A, Atlanta GA



T: 310-808-0102
T: 908-688-0970
T: 470-625-0182