



# BEVERAGE-AIR

Project: _____	AIA#
Item: _____	
Location: _____	SIS#
Approved: _____	

MMR72HC GLASS DOOR MERCHANDISER SERIES - WINE

## MARKETMAX® BOTTOM MOUNT WINE REFRIGERATOR

MODEL:  
MMR72HC-1-W-WINE

MMR72HC White Hinged Triple Glass Door  
Hydrocarbon Series



**7 Year Parts/Labor Warranty**  
**7 Year Compressor Warranty**

### CABINET CONSTRUCTION

- Exterior features durable white painted steel
- Heavy-duty interior construction includes white coated steel walls
- Modern one-piece grille
- Full electronic control
- Door locks
- Refrigerators have double pane lowE argon filled glass doors
- Self-closing doors with 120° stay-open feature
- Snap-in gaskets, easy to remove for cleaning or replacement
- LED lighting
- Brightly lit sign panel
- Fifteen (15) heavy-duty epoxy coated wire shelves
- Four (4) shelf clips included per shelf
- Self-contained bottom mount refrigeration system
- Leveling feet standard

### OPTIONS & ACCESSORIES

- Stainless steel or black exterior
- Stainless steel or black interior
- Wine rack upgrades: flat and curved (see page 3 for options)
- Additional shelves
- Shelf clips
- 3" or 6" Casters
- 6" Legs or seismic/flanged legs
- Custom wine signage (see page 3 for options)
- Left and right hand door swing (at time of order)
- Remote option\* (see note on back on page)

### REFRIGERATION SYSTEM

- Uses environmentally friendly, energy efficient R290 refrigerant, and meets all regulatory requirements for CARB, SNAP, DOE & more
- Non-electric defrost with hot gas condensate evaporation
- Epoxy coated evaporator coil
- Maintains product temperatures between 35°F to 62°F



 Please verify qualifying units by visiting:  
[www.energystar.gov/cfs](http://www.energystar.gov/cfs)

3779 Champion Blvd., Winston-Salem, NC 27105  
1-888-845-9800 Fax: 1-336-245-6453  
Beverage-Air.com Sales@bevair.com



# BEVERAGE-AIR

## Bottom Mount Reach-In Glass Door Wine Refrigerator Model: MMR72HC-1-W-WINE

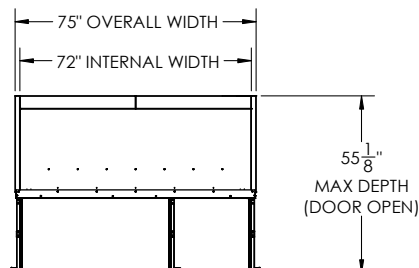
MODEL	MMR72HC-1-W-WINE
<b>EXTERNAL DIMENSIONAL DATA</b>	
Width Overall	75"
Depth Overall (with handle)	33 1/2"
Height Overall	78 1/8"
Number of Doors	3
Depth with Door Open 90°	55 1/8"
Door Openings (in)	21 7/8" x 52 1/2"
<b>INTERNAL DIMENSIONAL DATA</b>	
NET Capacity (cubic ft.)	70.19
Internal Width Overall (in)	72"
Internal Depth Overall (in)	28 1/2"
Internal Height Overall (in)	61 3/4"
Internal Height Useable (in)	55"
No. of Shelves	15
<b>ELECTRICAL DATA</b>	
Full Load Amperes 115/60/1	6.12
<b>REFRIGERATION DATA</b>	
Horsepower	1/2
Capacity (BTU/Hr)	3628
Heat Rejection (BTU/Hr)	5442
Charge (lbs/grams/ounce)	0.2204 / 100 / 3.53
<b>SHIPPING DATA</b>	
Gross Weight (crated lbs)	776 lbs
Height - Crated	85"
Width - Crated	77"
Depth - Crated	38"

\*NOTE: Remote units are field wired and come with 6" legs.  
Refrigerant must be specified at time of order.

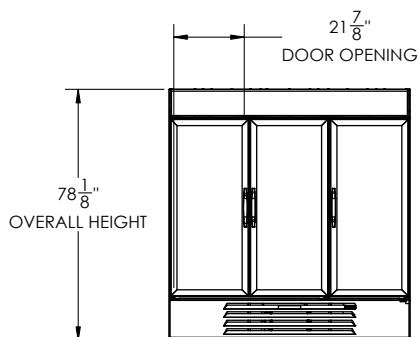
We reserve the right to change specifications and product design without notice. Such revisions do not entitle the buyer to corresponding changes, improvements, additions or replacements for previously purchased equipment. Dimensional tolerances +/- 1/4". Metric dimensions (MM).

### Model Views

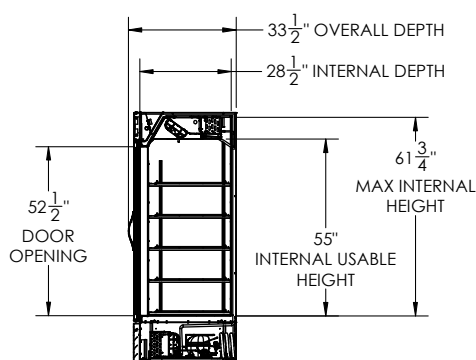
Required Clearance: Rear 3"



### PLAN VIEW



### ELEVATION VIEW



### SIDE VIEW

### ELECTRICAL CONNECTION



115/60/1  
NEMA 5-15P

Unit pre-wired at factory and include 8' long cord and plug set.





**BEVERAGE-AIR®**

## WINE OPTION UPGRADES

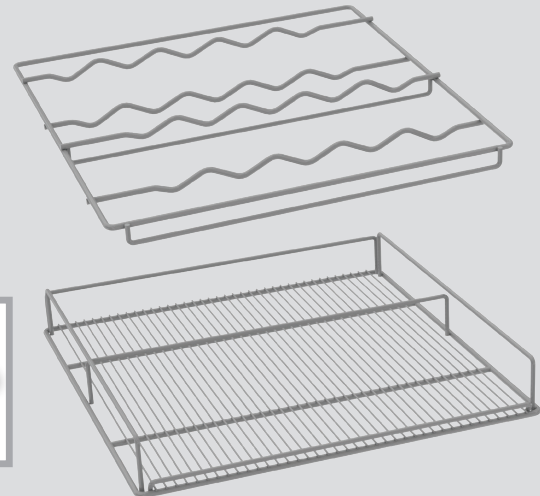
### SIGNAGE

Two wine header panels to choose from to call attention to the wine selection



### SHELVING

We offer curved and flat wine racks, designed to secure the bottles while keeping them prominently on display. Available in white, black, and chrome finish.



### CONTROLLER

Easily programmed to keep unit and its contents at the necessary set point (between 35-62° F)



