



SERVING THE FOOD INDUSTRY SINCE 1951

Floor Model Display Warmers, Enclosed Curved Glass

ITEM:
MODEL:

49296
RE-CN-0271

48389
RE-CN-0371

49296 (37"x27"x48")



48389 (47"x27"x48")



Attractive Displays for Bakeries, Pizzerias and More

Spacious glass display cases with a full metal construction keeps your items attractively warm and ready for serving. Warm lighting adds to the attractiveness of your products, and guaranteed to captivate the attention of your customers.

FEATURES:

- Sturdy Metal Construction
- Attractive Panoramic Glass
- Attention Grabbing LED Lights
- Sleek Stainless Steel Design

Telephone: 1-800-465-0234

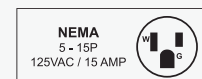
Fax: (905) 607-0234

Email: sales@omcan.com

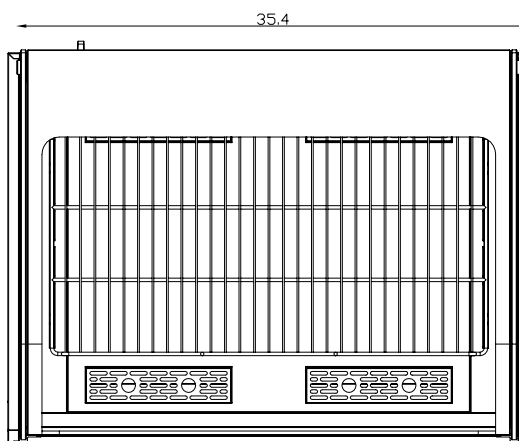
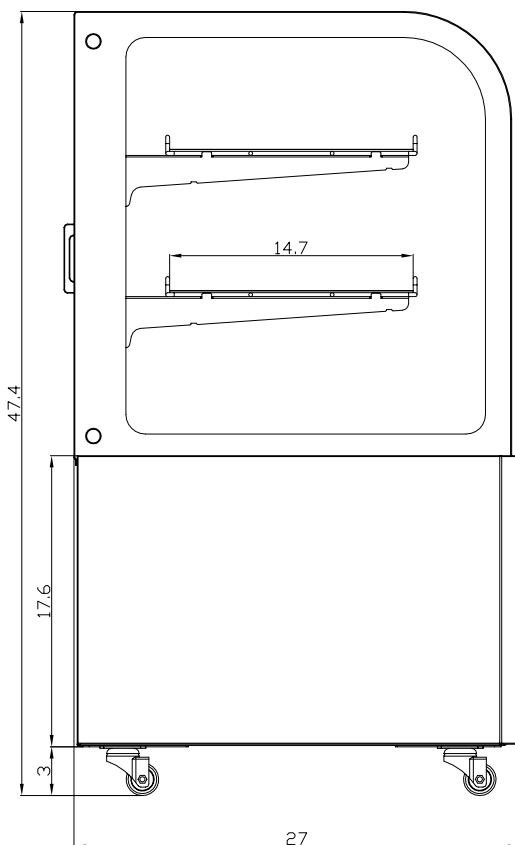
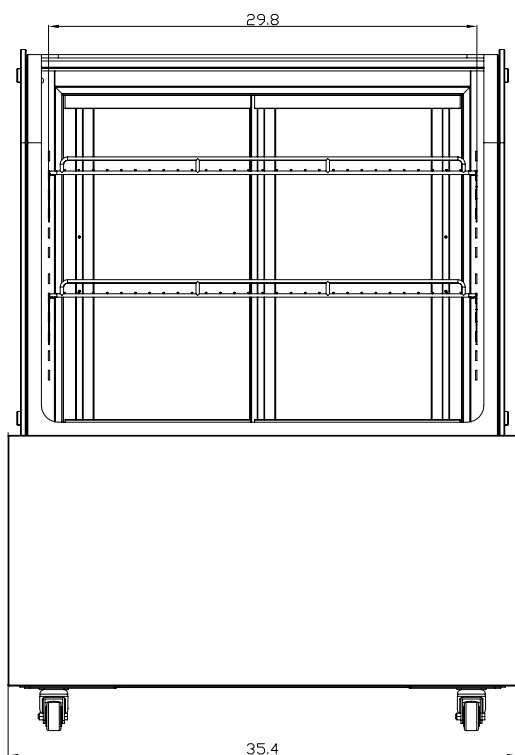
Website: www.omcan.com



Authorized Dealer



TECHNICAL DRAWING

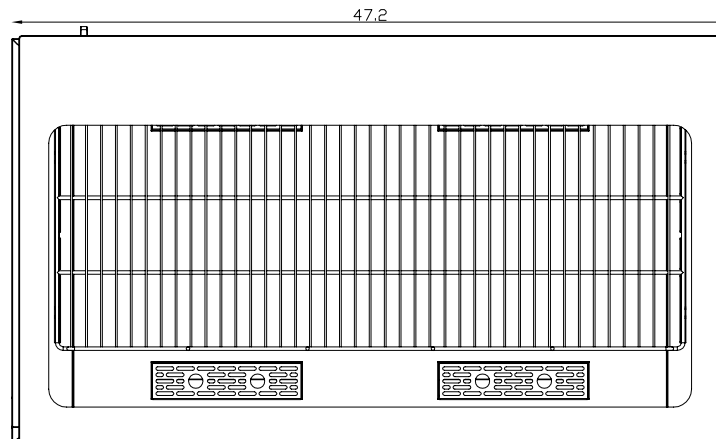
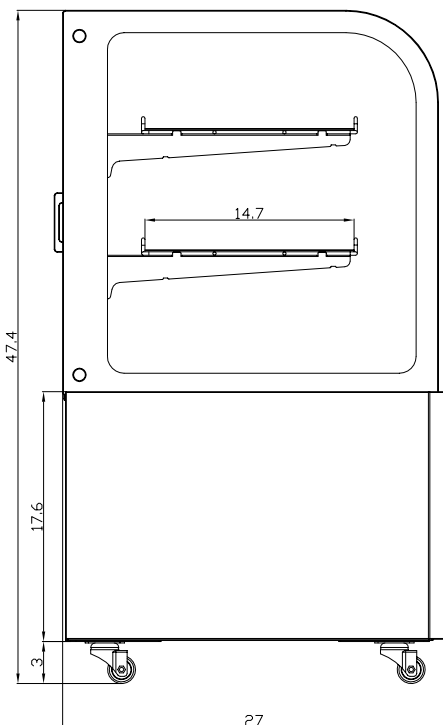
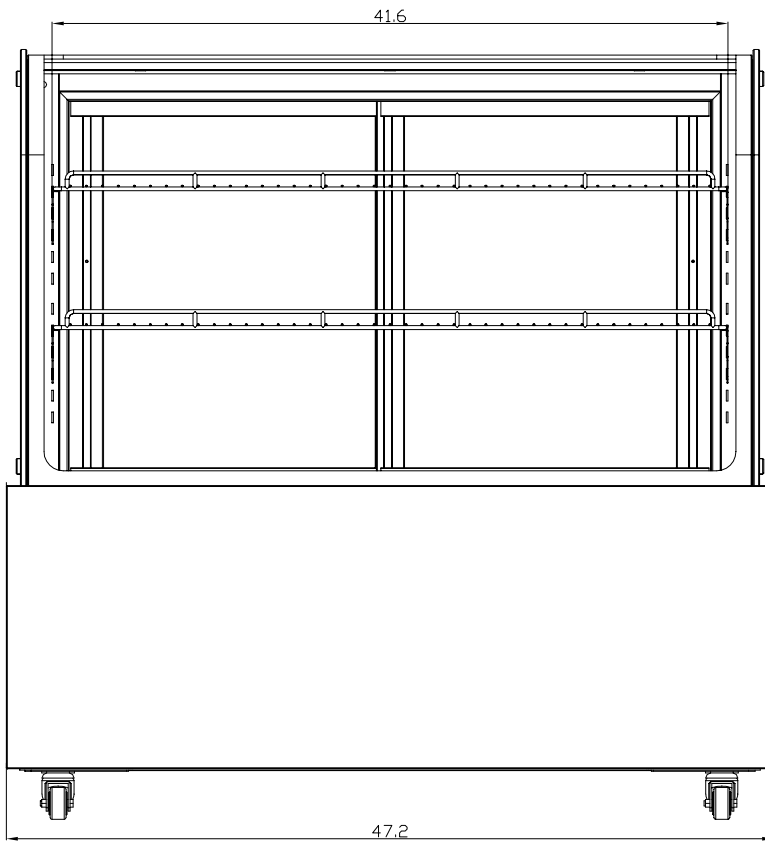


TECHNICAL SPECIFICATION

Item	49296
Model	RE-CN-0270-R
Capacity	12 cu. ft. (340 L)
Number of Doors	1 Sliding Door
Number of Shelves	2
Shelf Size	30" x 15" (754 x 386 mm)
Shelf Material	Metal
Interior Material	Stainless Steel / Glass
Exterior Material	Stainless Steel / Glass
Number of Casters	4
Power	800 W
Amps	7 A
Electrical	110V / 60Hz / 1Ph
Temperature Controller	Digital
Temperature Range	30 to 60°C (86 to 140°F)
Interior Dimensions (WDH)	33" x 24" x 26" (836 x 600 x 658 mm)
Net Dimensions (WDH)	36" x 27" x 47" (900 x 688 x 1200 mm)
Gross Dimensions (WDH)	38" x 30" x 50" (970 x 755 x 1270 mm)
Net Weight	176 lb. (80 kg.)
Gross Weight	254 lb. (115 kg.)

BMAD System (Low maintenance high performance). Dimensions rounded up to the nearest inch or millimeter. Specifications subject to change without notice.

TECHNICAL DRAWING



TECHNICAL SPECIFICATION

Item	48389
Model	RE-CN-0370-R
Capacity	16.2 cu. ft. (460 L)
Number of Doors	1 Sliding Door
Number of Shelves	2
Shelf Size	41" x 15" (1054 x 386 mm)
Shelf Material	Metal
Interior Material	Stainless Steel / Glass
Exterior Material	Stainless Steel / Glass
Number of Casters	4
Power	800 W
Amps	7 A
Electrical	110V / 60Hz / 1Ph
Temperature Controller	Digital
Temperature Range	30 to 60°C (86 to 140°F)
Interior Dimensions (WDH)	45" x 24" x 34" (1136 x 600 x 863 mm)
Net Dimensions (WDH)	47" x 27" x 56" (1200 x 688 x 1410 mm)
Gross Dimensions (WDH)	50" x 30" x 58" (1270 x 755 x 1475 mm)
Net Weight	209 lb. (95 kg.)
Gross Weight	300 lb. (136 kg.)

BMAD System (Low maintenance high performance). Dimensions rounded up to the nearest inch or millimeter. Specifications subject to change without notice.

TECHNICAL SPECIFICATION COMPARISON		
Item	49296	48389
Model	RE-CN-0270-R	RE-CN-0370-R
Capacity	12 cu. ft. (340 L)	16.2 cu. ft. (460 L)
Number of Doors	1 Sliding Door	1 Sliding Door
Number of Shelves	2	2
Shelf Size	30" x 15" (754 x 386 mm)	41" x 15" (1054 x 386 mm)
Shelf Material	Metal	Metal
Interior Material	Stainless Steel / Glass	Stainless Steel / Glass
Exterior Material	Stainless Steel / Glass	Stainless Steel / Glass
Number of Casters	4	4
Power	800 W	800 W
Amps	7 A	7 A
Electrical	110V / 60Hz / 1Ph	110V / 60Hz / 1Ph
Temperature Controller	Digital	Digital
Temperature Range	30 to 60°C (86 to 140°F)	30 to 60°C (86 to 140°F)
Interior Dimensions (WDH)	33" x 24" x 26" (836 x 600 x 658 mm)	45" x 24" x 34" (1136 x 600 x 863 mm)
Net Dimensions (WDH)	36" x 27" x 47" (900 x 688 x 1200 mm)	47" x 27" x 56" (1200 x 688 x 1410 mm)
Gross Dimensions (WDH)	38" x 30" x 50" (970 x 755 x 1270 mm)	50" x 30" x 58" (1270 x 755 x 1475 mm)
Net Weight	176 lb. (80 kg.)	209 lb. (95 kg.)
Gross Weight	254 lb. (115 kg.)	300 lb. (136 kg.)