

SPIKA MS400-22

115 V / 60 Hz

MODULAR 22 INCH ICE CUBE MACHINE

WARRANTY:
ICE MAKERS - 3 YEARS PARTS AND LABOR
EVAPORATOR - 5 YEARS PARTS AND LABOR
COMPRESSOR - 5 YEARS PARTS

FEATURES

- ▶ PRODUCES FULL DICE OR HALF DICE ICE CUBES
- ▶ HIGH EFFICIENCY EVAPORATOR
- ▶ SMART WATER DISTRIBUTOR THAT IMPROVES DROP-OFF EFFICIENCY
- ▶ EASY ACCESS FOR SERVICE BY REMOVING THE PANELS WITH A SINGLE SCREWDRIVER
- ▶ SMART ELECTRONIC BOARD CONTROLS EVERY PARAMETER IN THE MACHINE AND SHOWS THE DIAGNOSIS OF POSSIBLE INCIDENCES
- ▶ HIGH RESISTANCE EXTERNAL FRAME IN AISI 304 STAINLESS STEEL
- ▶ NATURAL GAS R290 WITH VERY LOW GLOBAL WARMING POTENTIAL WHICH ALSO REDUCES THE ENERGY CONSUMPTION



	24 H	70°F/20°C 50°F/10°C lbs (Kg)	90°F/32°C 70°F/21°C lbs (Kg)	in (mm)	in (mm)	SPIKA HALF DICE 0.9" (W) x 0.43" (D) x 1.02" (H) 23 mm (W) x 11 mm (D) x 26 mm (H) Average dimensions
SPIKA MS400-22 H		432 (196)	351 (159)	Width 22" (559) Depth 24.45" (621) Height 25.95" (659)	Width 25.6" (650) Depth 27.96" (710) Height 32.29" (829)	SPIKA FULL DICE 1.02" (W) x 0.9" (D) x 1.02" (H) 26 mm (W) x 23 mm (D) x 26 mm (H) Average dimensions
SPIKA MS400-22 F		- (-)	- (-)			

ACCESSORIES

INCLUDED

SCOOP WATER OUTLET HOSE

NOT INCLUDED

DOUBLE 10" FILTER ANTI-LIMESCALE + ANTI-CHLORINE
PRO-102 K
#33740

10" REPLACEMENT CARTRIDGE ANTI-LIMESCALE + ANTI-CHLORINE
PRO-10
#33742

ADAPTER PLATES

SCALE KLEEN
#33492

TOP VENT KIT
#33856

RECOMMENDED BINS

RECOMMENDED

S400 + SPIKA MS400-22

SCS350 + SPIKA MS400-22

OTHER POSSIBLE OPTIONS

S500 + SPIKA MS400-22

S750 + SPIKA MS400-22

S900 + SPIKA MS400-22

S1050 + SPIKA MS400-22

SCS700 + SPIKA MS400-22

SCD900 + 1/2 SPIKA MS400-22

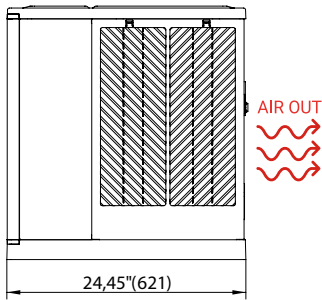
SCD1350 + 1/2 SPIKA MS400-22

SCD1800 + 1/2 SPIKA MS400-22


TECHNICAL SCHEME

SPIKA MS400-22

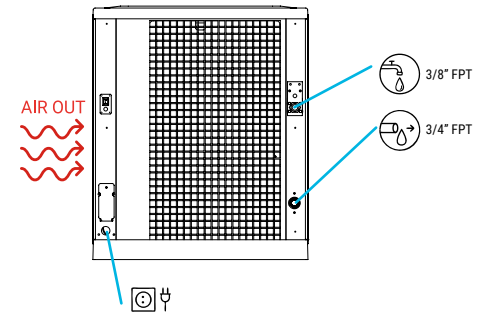
RIGHT SIDE VIEW



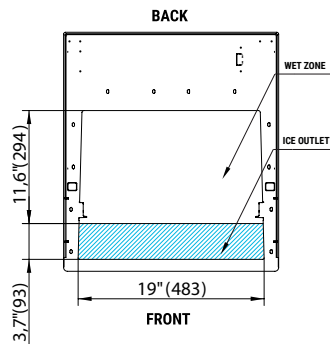
FRONTAL VIEW



REAR VIEW



SECTION TOP VIEW



* All dimensions in inches (and mm)

OPERATING CONDITIONS

PRODUCTION (LBS) 60Hz

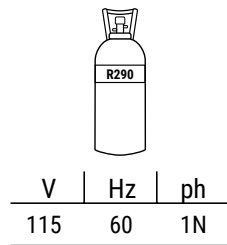
±10% V

41°F/109°F

41°F/95°F

14.5 psi (1 bar) / 87 psi (6 bar)

150/300 Ice cubes/cycle



FULL DICE
SPIKA MS400-22 AIR COOLED

	50° 10°	60° 15°	70° 21°	86° 30°
50° 10°	443	432	421	396
68° 20°	423	405	380	335
90° 32°	405	374	350	310
109° 43°	363	345	280	245

FULL DICE
SPIKA MS400-22 AIR COOLED

	50° 10°	60° 15°	70° 21°	86° 30°
50° 10°	-	-	-	-
68° 20°	-	-	-	-
90° 32°	-	-	-	-
109° 43°	-	-	-	-

MODELS

MODEL	ASHRAE CONDITIONS (BTU/h) (W)	(W) 109°F	(AWG/mm ²) (n.)	FUSE	100lbs 90°F / 70°F (Kwh/100 lbs)	gal 100lbs (l/h)	HEAT REJECTED (BTU/h) (W)	(lbs)	(lbs)		
SPIKA MS400-22 A	5,244 1,536	880	14/2,5	3	16	10.1	16.1	13	6,381 1,869	65	77
SPIKA MS400-22 W	-	-	-	-	-	-	-	-	-	-	-



ITV Ice Makers, Inc.
9550 Satellite Blvd, Suite 100
Orlando, FL 32837
Phone: 1 407 826 1860 | Fax: 1 407 826 1861
Toll Free: 1 888 488 1423
sales@itvice.com | www.itvice.com



SERVICE
service@itvice.com
Skype: service@itvice.com
PHONE: +1 888 488 1423
FROM 8AM TO 5PM EST

WARRANTY:
ICE MAKERS - 3 YEARS PARTS AND LABOR
EVAPORATOR - 5 YEARS PARTS AND LABOR
COMPRESSOR - 5 YEARS PARTS

