



PROJECT

ITEM NO:

QUANTITY:



Wall Mount Shelves

FEATURES & CONSTRUCTION:

- Rolled rim and hemmed front edge.
- 1-1/2" high back splash.
- All exposed welded areas smooth polished to brush finish sanitary #4.
- Removable wall mounting brackets included.
- Holes pre drilled for wall mounting.
- All units shipped K.D. but easily assembled.



NSF STD.2
Certified

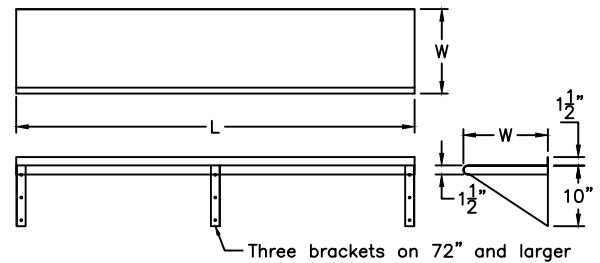


Removable Angle Support Brackets

MATERIAL:

18 Ga. Stainless Steel - 400 Series

L \ W	12"	14"	16"	18"
	MODEL#			
24"	SMWS-1224	SMWS-1424	SMWS-1624	SMWS-1824
30"	SMWS-1230	SMWS-1430	SMWS-1630	SMWS-1830
36"	SMWS-1236	SMWS-1436	SMWS-1636	SMWS-1836
48"	SMWS-1248	SMWS-1448	SMWS-1648	SMWS-1848
60"	SMWS-1260	SMWS-1460	SMWS-1660	SMWS-1860
72"	SMWS-1272	SMWS-1472	SMWS-1672	SMWS-1872
84"	SMWS-1284	SMWS-1484	SMWS-1684	SMWS-1884
96"	SMWS-1296	SMWS-1496	SMWS-1696	SMWS-1896
108"	SMWS-12108	SMWS-14108	SMWS-16108	SMWS-18108
120"	SMWS-12120	SMWS-14120	SMWS-16120	SMWS-18120



Wall Mount Microwave Shelves

FEATURES & CONSTRUCTION:

- Re-inforced with turndown hemmed edge for added support.
- All exposed welded areas smooth polished to brush finish sanitary #4.
- Holes pre drilled for wall mounting.


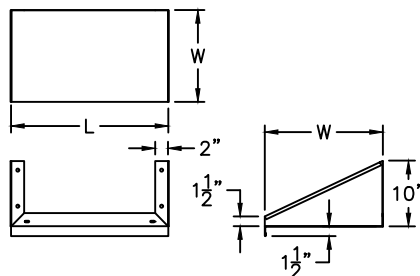


NSF STD.2
Certified

MATERIAL:

18 Ga. Stainless Steel - 400 Series

MODEL#	SIZE	
	W	L
SMMW-18	18"	24"
SMMW-24	24"	



Specifications subject to change without notice.

All dimensions are typical (Tolerance 1/2").



Rev. 10/21

SAPPHIRE MANUFACTURING
Tel: 718-543-2111
Fax: 718-543-2121

info@sapphiremanufacturing.com
WWW.SAPPHIREMANUFACTURING.COM