

Type: Rectangular Stone Hearth Oven

Model: REC0700

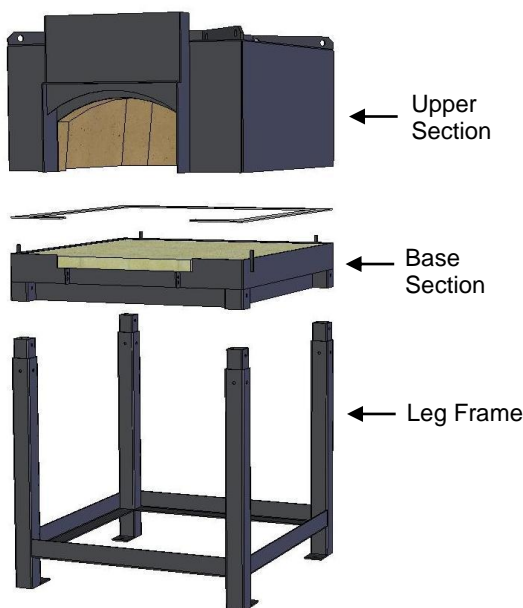
The Beech REC0700 Stone Hearth Oven is manufactured from a high grade castable ceramic material and completely enclosed in a housing of 5mm (1/4") mild steel. This mild steel outer casing and incorporated lifting hooks make installation easy which reduces potential damage to the oven. The inside measurements of the oven are 700mm (27.5") x 700mm (27.5") with a 0.5m² (5.4ft²) cooking surface. This style of oven can be fired using full gas.

The spectacular performance of a Beech Oven is a result of the huge thermal mass of the unique ceramic cast interior. Beech Ovens have **TWICE** the mass (*thermal mass*) of any other pre-cast oven on the market. The unique oven design results in superior cooking performance and exceptional thermal efficiency.

The cooking surface of the oven (*stone hearth*) is constructed using high quality 75mm (3") thick Fire bricks, renowned for their excellent cooking attributes and incredible wear resistance. The use of bricks eliminates the unsightly cracking associated with one piece floors. The bricks sit upon a 25mm (1") VF insulating board and a further 5mm (1/4") reinforced mild steel base.

The unique three (3) piece oven design allows all Beech Ovens to be installed through a standard 700mm (27.5") doorway. All Beech Ovens can be installed without the use of a crane therefore significantly reducing the costs of installation. The oven body comes with an exclusive 4 year guarantee.

The oven can be installed within 75mm (3") (*including 50mm (2") of insulating wool and 25mm (1") air gap*) of non-combustible material (*check local building and fire codes*). The oven exhausts through a spigot above the oven mouth. The oven must be vented in accordance with local and/or national codes. Refer to "Duct Design Options" or for more information, refer to the Installation and Operation Manual located on our website www.beechovens.com
Allow 600mm sq (24"sq) ventilation into the underside of the oven for secondary air to the gas burner (*if applicable*).



Unique Features

- Wood or thermostatically controlled gas system.
- Easy installation into most areas (*three (3) piece assembly*).
- Stainless steel plug door for oven mouth.
- Any gas type – Specify at order time.

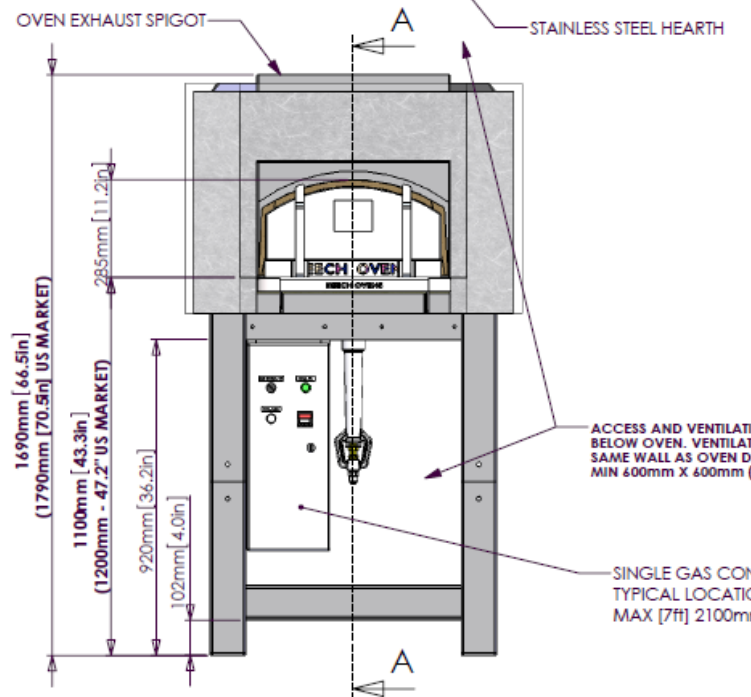
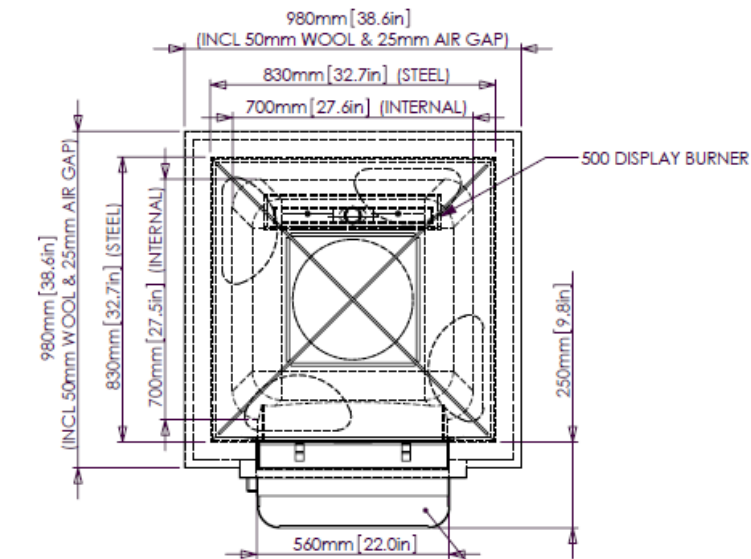
Optional Accessories

- Internal spotlight.
- Viewing window available in any location.
- Various shape/design facades and Stainless Steel Hearths.
- Thermostatically controlled Display burner.
- Exhaust Fan/Hood.
- Stainless Steel pizza tools.
- Service panels/hearth/lintel extensions.

Approximate Pizza Capacity Per Hour

At 250°C (482°F) floor temperature the oven will cook:

Size	200mm (8")	250mm (10")	300mm (12")	400mm (16")
Pizza / hour	60	50	30	20



NOTES:
CONNECTION TO APPROVED FLUE/DUCTING REQUIRED (CHECK LOCAL CODES AND REGULATIONS)

SERVICES REQUIRED - SEE BLUE TEXT

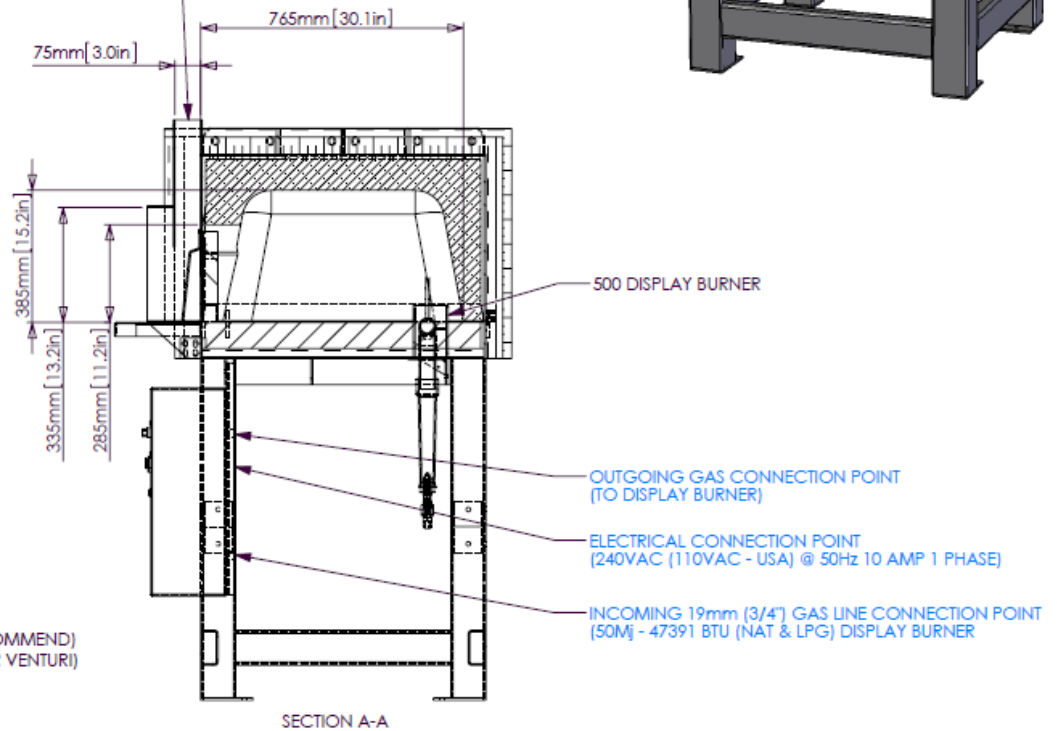
THE OVEN IS DELIVERED IN THREE (3) SECTIONS:
UPPER SECTION - Approx 550kg (1235lbs)
BASE SECTION - Approx 250kg (561lbs)
LEGS - Approx 60kg (135lbs)

TOTAL WEIGHT = Approx 850kg (1910lbs)

FOR INSTALLATION INSTRUCTIONS SEE INSTALLATION AND OPERATION MANUAL.



EXHAUST UNDER APPROVED CANOPY (BY OTHERS)



0	ISSUED FOR CONSTRUCTION		
REV.	DESCRIPTION OF CHANGES	DATE	CHANGED BY
LAST EDITED: Thursday, 12 February 2015 11:39:28 AM		©Copyright 2006 Beech Ovens Pty Ltd. All rights reserved.	



Drawn	S Trood	Checked		Scale	1:15	Date	12/02/2015
RECT OVEN 700mm (27.5") WIDE INT FULL GAS (DISPLAY BURNER) SS HEARTH						A3	
						NTS - SITE MEASURE	
REC0700-2005 - 100mm LEGS							