




BEVERAGE-AIR®

Project: _____	AIA#
Item: _____	
Location: _____	SIS#
Approved: _____	

CDR6HC DELI/BAKERY DRY CASE

DELI/BAKERY DRY CASE
 CDR6HC Deli/Bakery Dry Case

MODEL:
 CDR6HC-1-B-D



3 Year Parts/Labor Warranty

CABINET CONSTRUCTION

- Exterior has black powder coated galvanized steel
- Stainless steel interior with mirrored end caps
- Sliding glass, removable doors
- Curved front glass
- LED lighting with on and off switch
- Electrical outlet for scale
- Adjustable shelves for better product display
- Price tag molding standard
- Open food rated

OPTIONS & ACCESSORIES

- Refrigerated cases
- 3" Casters
- 6" Casters
- 2-3/4" Casters



Please verify qualifying units by visiting:
www.energystar.gov/cfs

3779 Champion Blvd., Winston-Salem, NC 27105
 1-888-845-9800 Fax: 1-336-245-6453
 Beverage-Air.com Sales@bevair.com



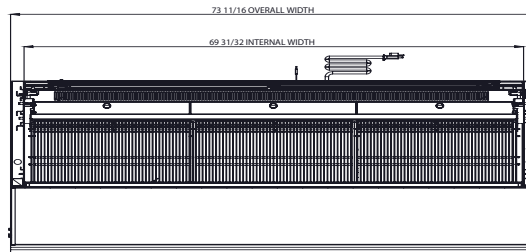
BEVERAGE-AIR

Deli/Bakery Dry Case Model: CDR6HC-1-B-D


MODEL	CDR6HC-1-B-D
EXTERNAL DIMENSIONAL DATA	
Width Overall	73 11/16"
Depth Overall	35 47/64"
Height Overall	48 9/16"
INTERNAL DIMENSIONAL DATA	
NET Capacity (cubic ft.)	21
Internal Width Overall (in)	69 31/32"
Internal Depth Top & Middle Overall (in)	15 11/100"
Internal Depth Overall Bottom (in)	24 37/100"
Internal Height Overall (in)	38 43/64"
Number of Shelves	2
SHIPPING DATA	
Gross Weight- Crated	672 lbs
Height - Crated	58"
Width - Crated	80"
Depth - Crated	39"

We reserve the right to change specifications and product design without notice. Such revisions do not entitle the buyer to corresponding changes, improvements, additions or replacements for previously purchased equipment. Dimensional tolerances +/- 1/4". Metric dimensions (MM).

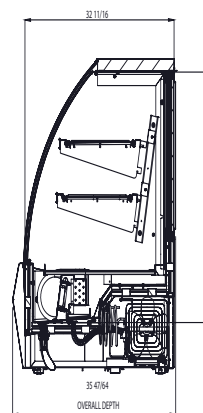
Model Views



PLAN VIEW



ELEVATION VIEW



SIDE VIEW

ELECTRICAL CONNECTION



NEMA 5-15P

Units pre-wired at factory and include 8' long cord and plug set.

