

DROP IN PASTA COOKER | ELECTRIC

MIA



ARCOBALENO®
PASTA EQUIPMENT

AED33/A33

DROP IN ELECTRIC PASTA COOKER



STANDARD FEATURES

- Versatile pasta cooker; cook fresh, dry & frozen pastas plus... noodles, vegetables and more
- Automatic water fill (AEDA33)
- Automatically maintains water level - steam or boil (AEDA33)
- 11 gallon tank
- 316 stainless steel cooking tank - corrosion resistant, marine grade
- Rounded corners and stainless steel construction - sanitary finish
- Large diameter starch skimmer drain
- Built in water fill tap for continuous water fill, overflow safety drain, and floor drain
- 3 position temperature control
- Water safety sensor
- Custom integration into kitchen suite is required, contact factory for details
- Factory and on-location training. The Only Full-Service Pasta Machine Manufacturer in North America!




OPTIONAL FEATURES & ACCESSORIES

- Variety of pasta basket options - pasta baskets sold separately


■ **WARRANTY**

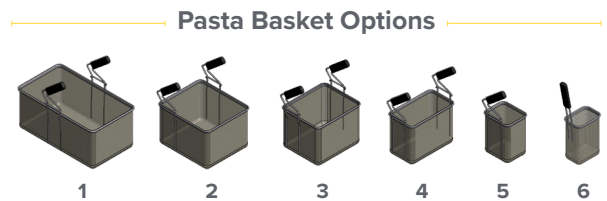
One Year: For more information visit arcobalenollc.com/warranty.html



■ **TRY BEFORE YOU BUY**

In an effort to ensure success, we maintain a test kitchen where you can have your very own recipe tested for quality! Call for details.





Basket #	1	2	3	4	5	6
Capacity* (lbs)	14-15 lbs	8-9 lbs	6-7 lbs	3-4 lbs	1-2 lbs	0.75-1 lb
Capacity* (oz)	224-240 oz	128-144 oz	96-112 oz	48-64 oz	16-32 oz	12-16 oz
Capacity* (g)	6,350-6,804 g	3,629-4,082 g	2,722-3,175 g	1,361-1,814 g	454-907 g	340-454 g

*For short pastas, capacity varies by shape

DROP IN PASTA COOKER | ELECTRIC



AED33/A33 TECHNICAL SPECIFICATIONS

Model	AED33	AEDA33 (automatic water fill)
Tank	1	1
Tank Volume	11 gallon	11 gallon
Tank Dimensions	12"W x 20"D x 13"H	12"W x 20"D x 13"H
Power*	230V/3/60Hz 13.5kW (33.89 Amps @ 230V)	230V/3/60Hz 13.5kW (33.89 Amps @ 230V)
Water Connection	3/4" NPTM (Qty: 1)	3/4" NPTM (Qty: 1)
Water Pressure	14.5 - 72.5 psi	14.5 - 72.5 psi
Water Drainage	1" NPT (Qty: 1)	1" NPT (Qty: 1)
Machine Dimensions	15.75"W x 31.50"D x 24"H	15.75"W x 31.50"D x 24"H
Shipping Dimensions	17"W x 38"D x 31"H	17"W x 38"D x 31"H
Machine Weight	60 lbs	60 lbs
Shipping Weight	81 lbs	81 lbs
Shipping Class	175	175

* Power cord supplied with unit. Nema plug not provided. Consult local electrician for proper connection.

