

Part #	Part Name	Part Qty
1	Cabinet	1
2	Top Board	1
3	Inner Drain Pan	1
4	Evaporator 4R8K350L	1
5	Fan Motor Installation Panel	1
6	Evaporator Fan Motor	1
7	Evaporator Fan Motor Holder	1
8	Evaporator Fan Motor Blade	1
9	Evaporator Cover	1
10	Thermostat Installation Box	1
11	Thermostat	1
12	Power Switch	1
13	Lamp Switch	1
14	Bracket of Lateral Cover	1
15	Compressor Unit Installation Board	1
16	Condenser 4R11K150L	1
17	Compressor NE6187Z	1
18	Splice Box	1
19	Start Capacitor	1
20	Overload Protector	1
21	Starter	1
22	RAM4715 Condenser Fab Motor	2
23	Outer Drain Pan	1
24	Filter Base D25	1
25	Filter D25x140	1
26	Lateral Cover	1
27	Panel of Machine Room	1
28	Left Door (Glass/Solid)	1
29	Door Gasket (Glass/Solid)	2
30	Right Door (Glass/Solid)	1
31	Axis Sleeve	2
32	Lower Right Hinge	1
33	Lower Left Hinge	1
34	Upper Right Hinge	1
35	Upper Left Hinge	1
36	Plate of Lock	2
37	Rubber Base of Compressor	4

38	Fixed block of Top Board	8
39	K Strip 4 Holes	7
40	K Clip	16
41	Shelf (Left&Right)	4
42	Led Bulb	1
43	Drain Hose ϕ 16	1
44	Power Cord 16AWG	1
45	Adjustable Feet_M12X45	6
46	Installation Board Limited Block	1
47	K-Strip 2 Holes	2
48	Handle of Compressor Unit Installation Board	1
49	Transformer of LED Bulb	1
50	Condenser Installation Board	1
51	Fahrenheit Temp Display	1
52	Transformer for Fahrenheit Display	1
53	Temp Display Transformer Holder	1
54	Temperature Sensor 1 (Thermostat)	1
55	Temperature Sensor 2 (Fahrenheit Temp Display)	1
56	Temperature Sensor Fixer	1
57	Keys	6
58	Spring Hinge	2

TECHNICAL DATA

Dimensions

Exterior Dimensions (WxDxH)	48.875" x 24.375" x 35.625"
Interior Dimensions (WxDxH)	36.25" x 18.5" x 30.5"
Net Volume (cu. ft.)	11.8 cu. ft.
Gross Weight	260 lbs
Packaging Dimensions (WxDxH)	51.2" x 27.6" x 41.7"

Cooling

Temperature Range	33° - 40° F
Refrigerant	R290
Maximum Ambient Temperature Rating	90° F
Defrosting	Automatic
Temperature Display	Yes
Temperature Controller	Digital
H/P	1/3+

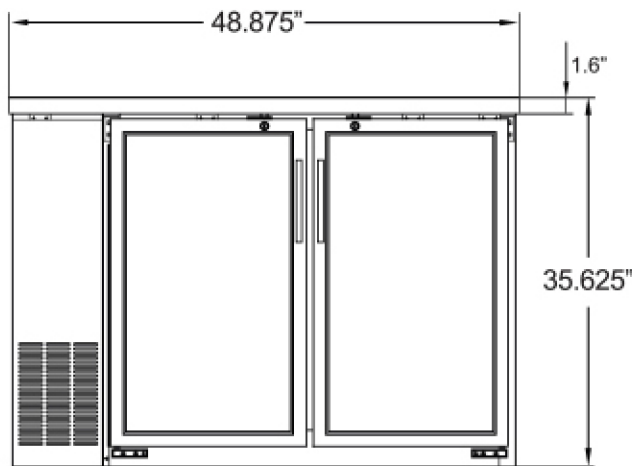
Construction

Exterior Material	430 series stainless steel
Interior Material	304 series stainless steel
Insulation Material	Foamed in place polyurethane
Shelf Load Capacity	90 lbs
Handles only on Models	SGBBB-48/SSGGB-48

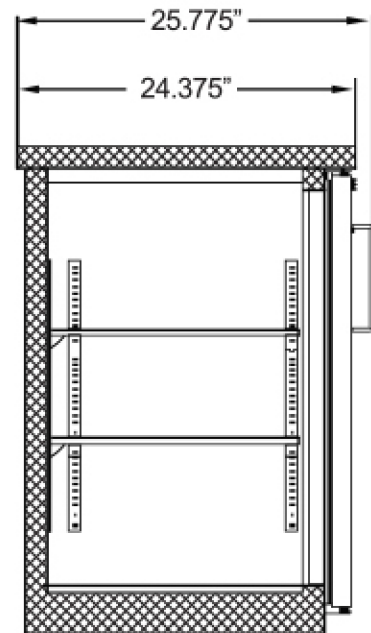
Electrical

Voltage	115
Amps	7.2
Hz	60
Phase	1

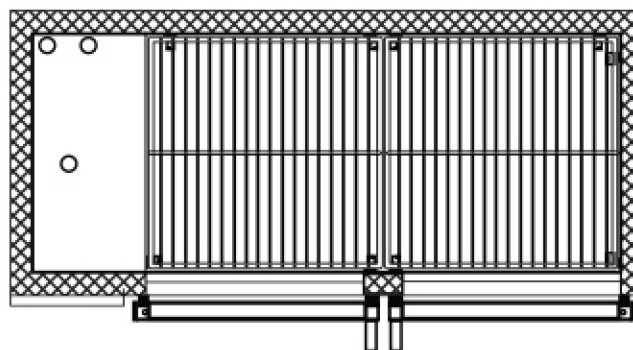
PLAN VIEW



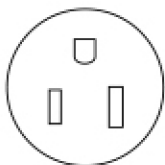
Front View



Side View



Top View



NEMA 5-15