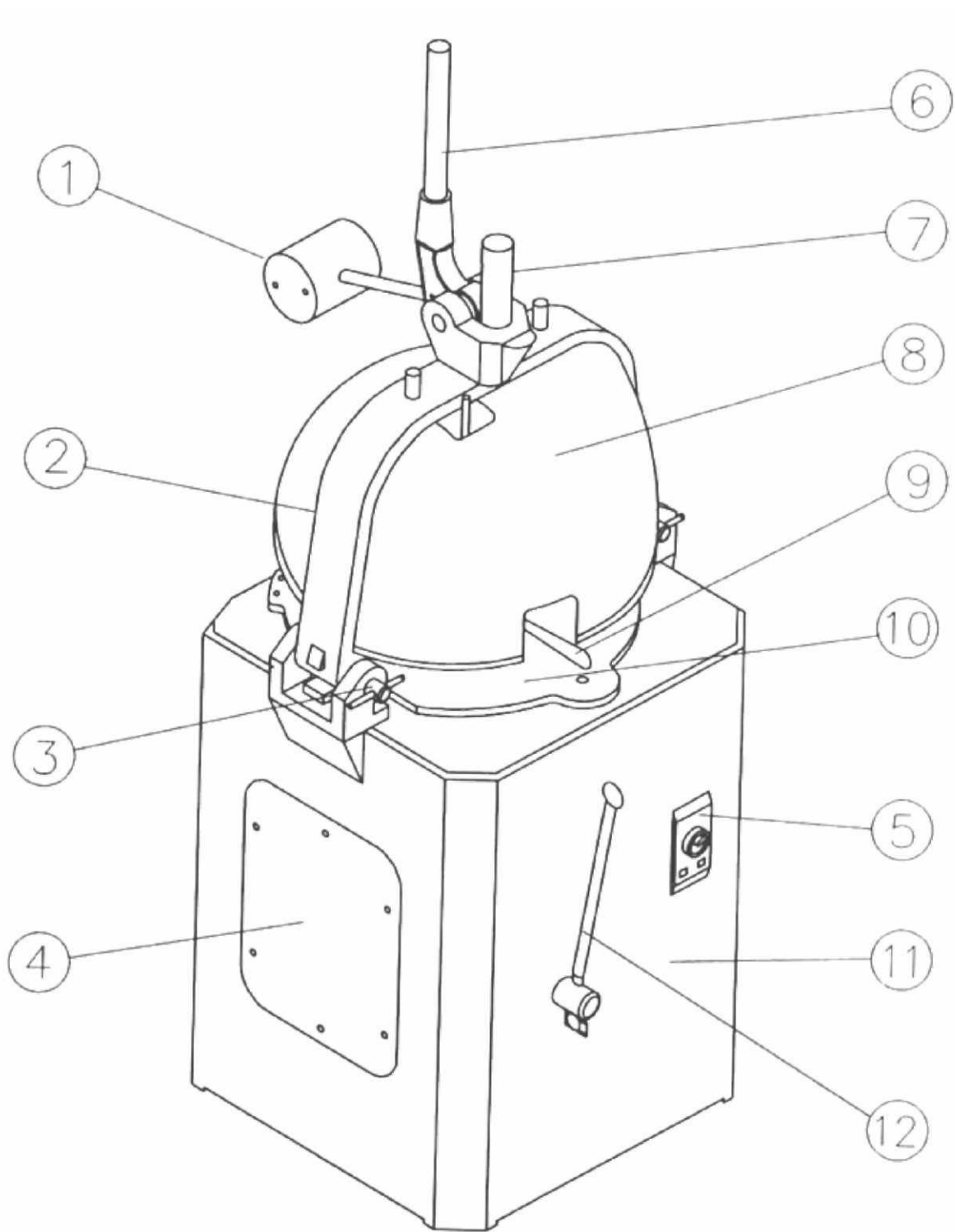




BMBD030

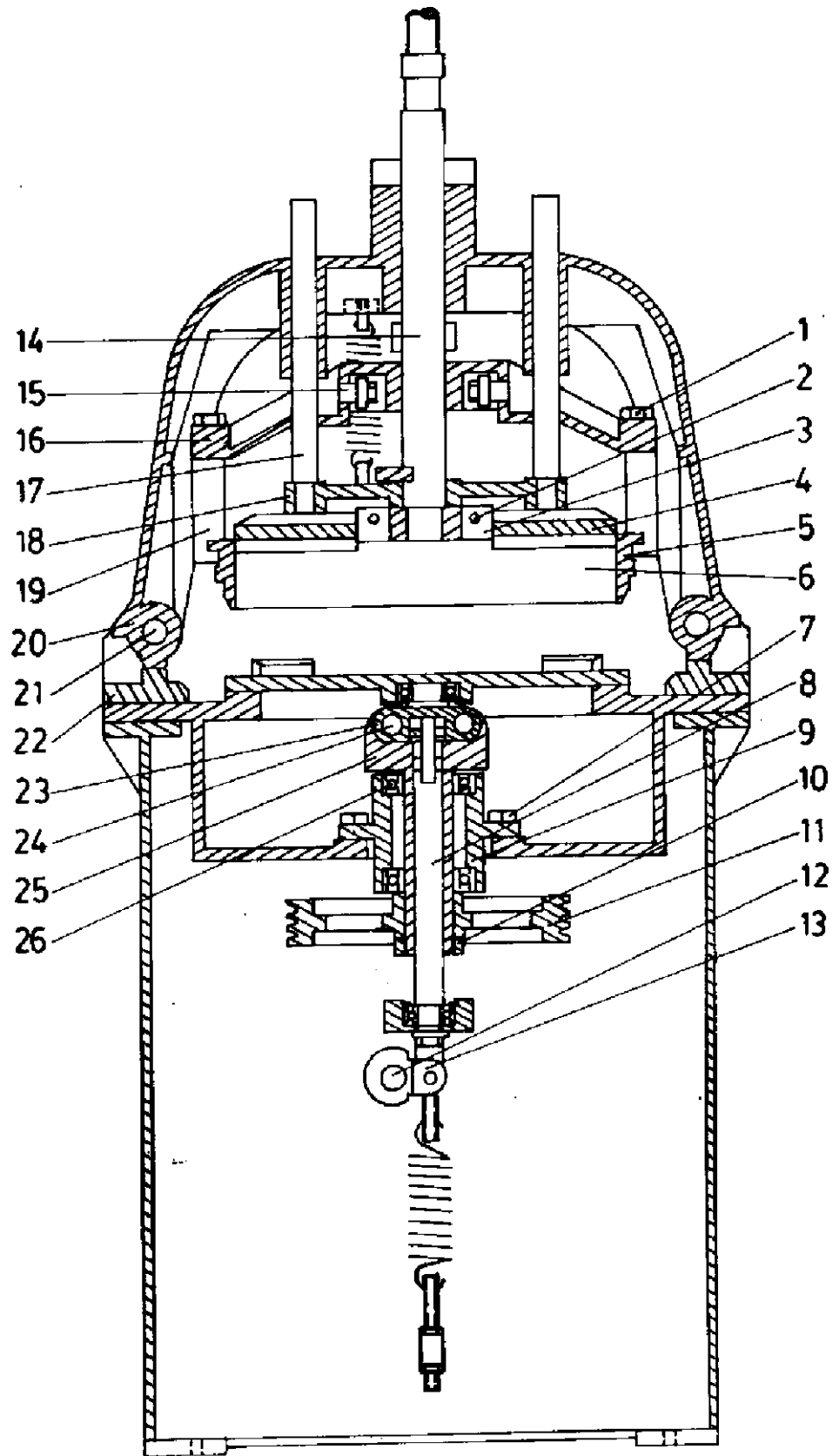
BMBD036

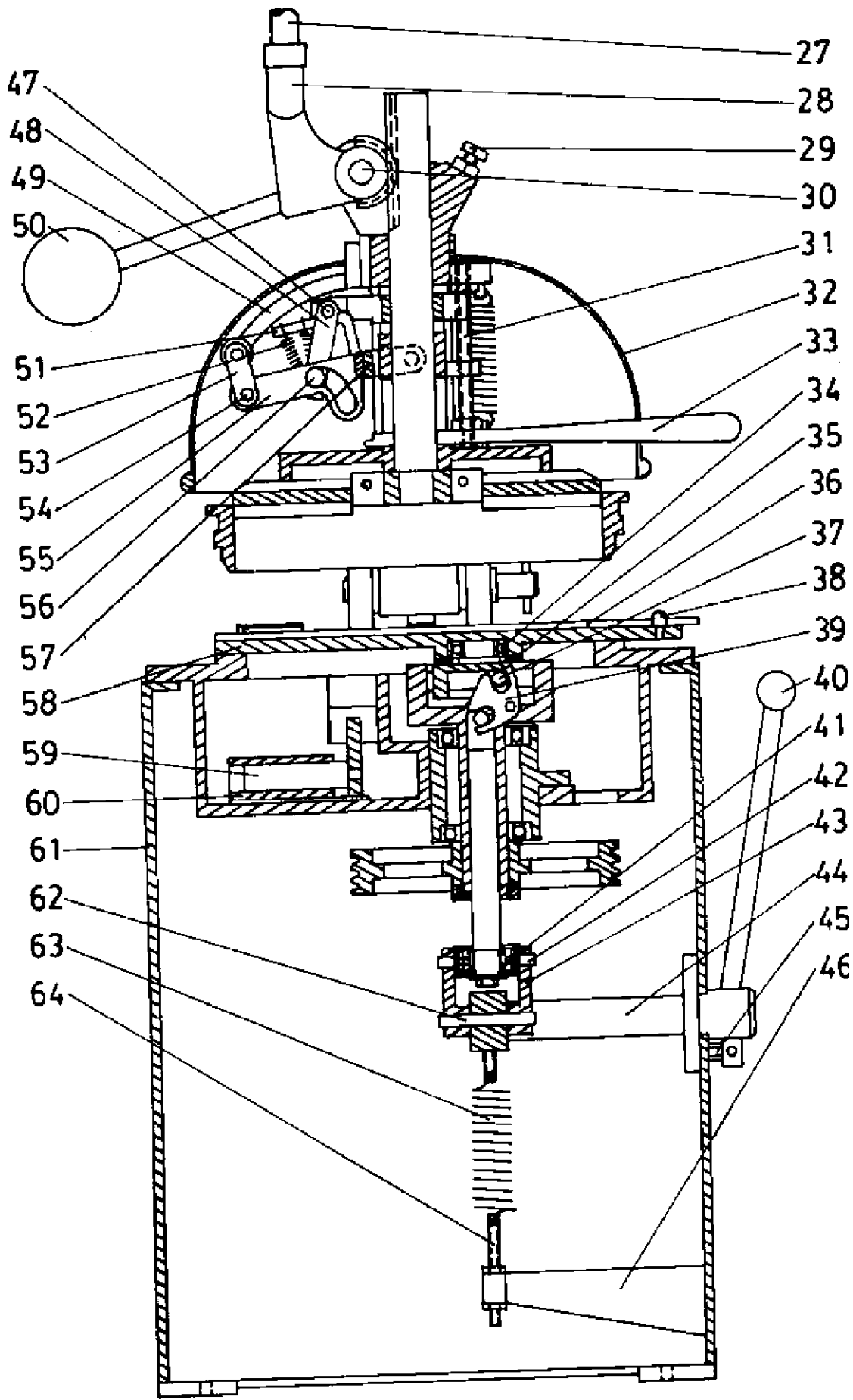
**Semi Automatic Bun Divider
Parts Breakdown**

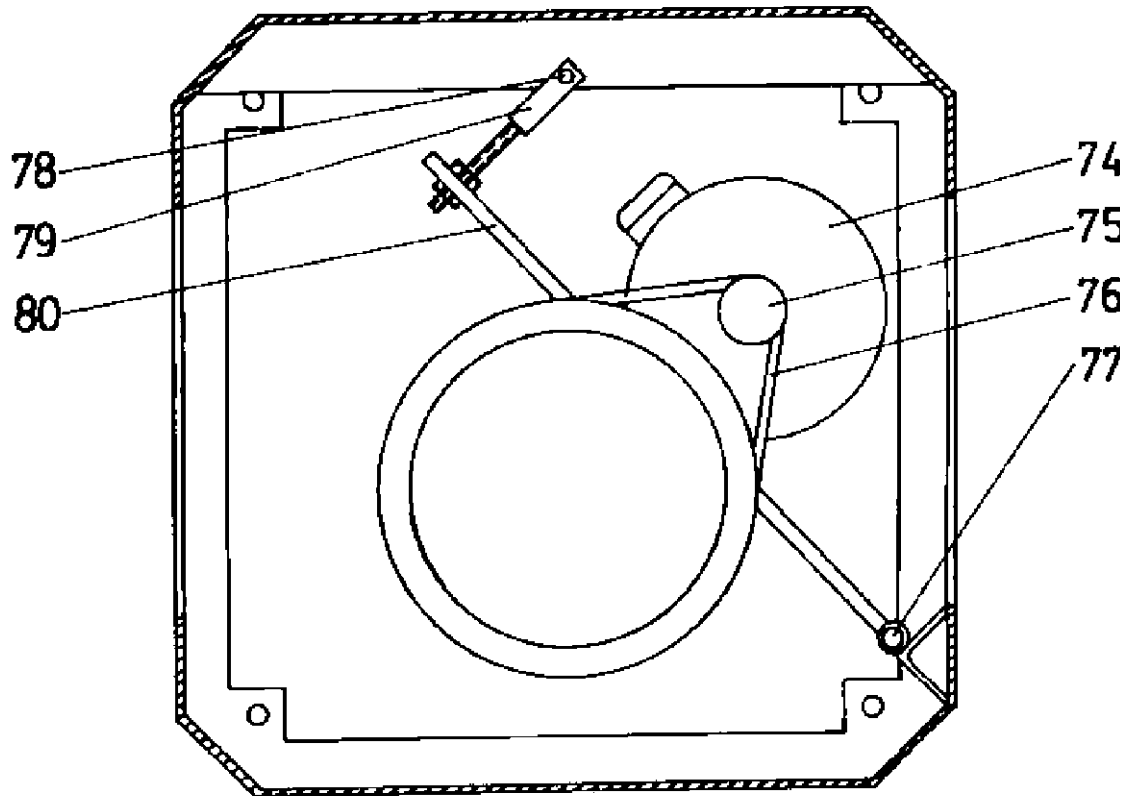
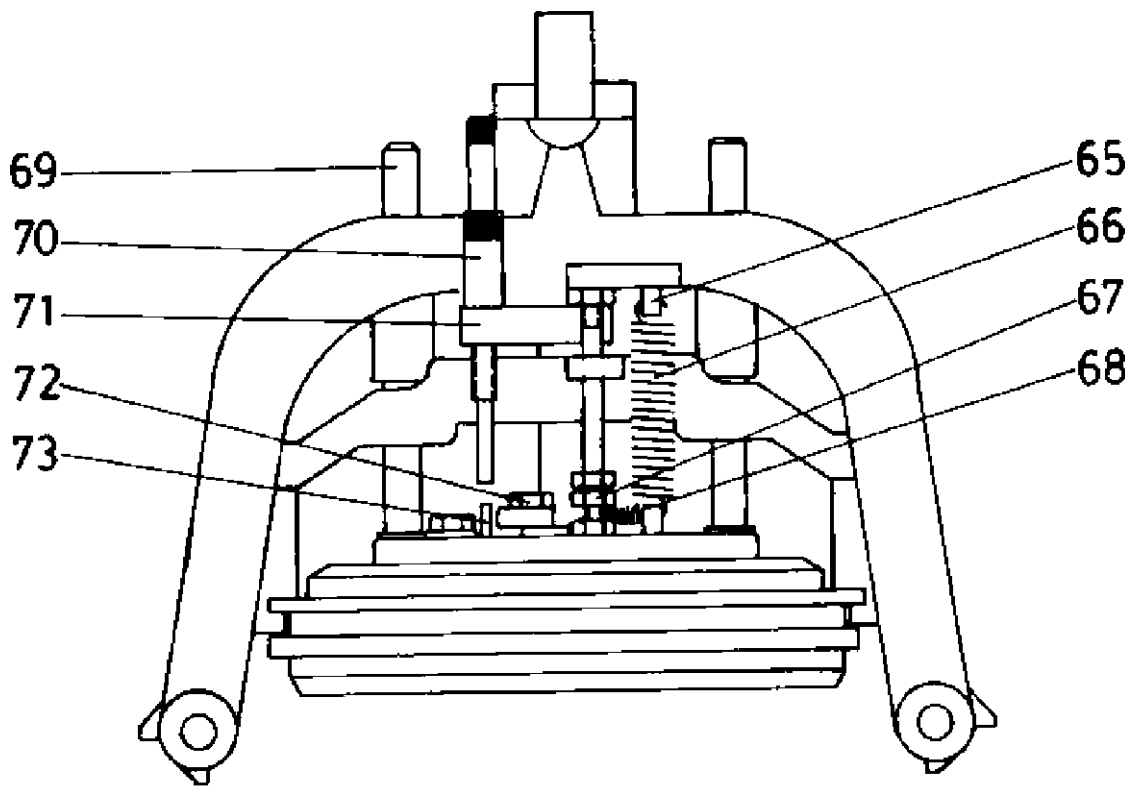


NO.	DESIGNATION	NO.	DESIGNATION
1	BALANCE	7	SHAFT
2	YOKE	8	FRONT HOOD
3	CLAMPING LEVER	9	CUTTING HANDLE
4	COVER	10	MOULDING PLATE
5	POWER SWITCH	11	HOUSING
6	PRESSING LEVER	12	MOULDING LEVER

ASSEMBLY DRAWING & PARTS LIST







N . DISIGNATION

NO . DISIGNATION

NO . DISIGNATION

1. SCREW
2. FITTING SCREW
3. CROSS PIECE
4. KNIFE HEAD
5. DOUGH CHECK RING
6. KNIFE
7. HEX-BOLT
8. PUSH BAR
9. FLANGE BEARING
10. SETTING RING
11. V-BELT PULLEY
12. SEITCHING SHAFT
13. LEVER
14. MAIN SHAFT
15. COLLAR SCREW
16. RING GUIDING BRIDGE
17. GUIDE SHAFT
18. FLANGE
19. HAMMER SCREW
20. STRAP
21. CLAMPING LEVER
22. BEARING BLOCK
23. SLIDE PIECE
24. GUIDE BOLT
25. BUSHING
26. BALL BEARING
27. PRESSING LEVER
28. TOOTHED SEGMENT
29. HEX-BOLT
30. SEGMENTAL BOLT
31. ADJUSTING SCREW
32. FRONT COVER
33. BALL HANDLE
34. ROLL BEARING
35. BEARING CAP
36. PLASTIC PLATE
37. BOLT FOR ANGLE LEVER
38. PIN
39. ANGLE LEVER
40. MOULDING LEVER
41. ROLL BEARING
42. BOLT
43. BONNECTION PIECE
44. FLAGE BEARING
45. STOP BOLT
46. SUPPORT
47. SUPPORT PIN
48. LINK
49. SUPPORT BRACKET
50. BALANCE WEIGHT
51. SPRING STRAP
52. SPRING
53. CONNECTING JOINT BAR
54. PIN
55. SUPPORT FORK
56. ROLLER FOR SUPPORT PIN
57. SUPPORT STRAP
58. MOULDING PLATE
59. SLIDE
60. SLIDE BEARING
61. HOUSING
62. FASTENING BOLT
63. BALL HANDLE
64. SPRING BOLT
65. SPRING BOLT
66. TENSION SPRING
67. HEX-BOLT
68. TENSION SPRING
69. ADJUSTING SCREW
70. SLEEVE NUT
71. BRACKET
72. COLLAR SCREW
73. LIMITATION PIN
74. MOTOR
75. V-BELT PULLEY
76. V-BELT
77. SUPPORT PIN
78. HEX-BOLT
79. TENSION SCREW
80. MOTOR SUPPORT

0. ELECTRIC CONTROL DIAGRAM

