

## FULLY AUTOMATIC ESPRESSO COFFEE MACHINES

# X20 CS10

## MilkPs + Choc









**DD8RMLS9DT999A**

### Performance

<b>Coffee Output</b> (cups / h)	200
<b>Cappuccino Output</b> (150cc cups / h)	190
<b>Hot Water Output</b> (litres / h - 500cc quantities)	30
<b>Liquid Heating - Steam Wand</b> (litres / h - 500cc quantities)	29

Developed by drawing on knowledge and expertise about traditional machines, FAEMA X20 enhances the FAEMA superautomatic range with a perfect solution for locations that produce around 200 cups a day. Thanks to its built-in soluble hot chocolate system, you can also offer a wide and varied drinks menu, and with the metal coffee-group this coffee machine always guarantee the highest quality.



-  Recommended cups per day: up to 200.
-  MilkPS.
-  AWS - Automatic washing system.
-  USB Port.
-  7.0" touch screen, up to 96 drink selections.
-  High Milk quality.
-  Wi-Fi Connectivity.
-  Metal coffee group.
-  Powder Dosing System.
-  Smart Boiler.
-  Bi-directional Telemetry.

### Features

Touch Screen drink selections	96
Hot water selections	2
Boilers and capacity (litres)	1 x 2,6
Grinder-dosers	1 or 2
Coffee hoppers and capacity (Kg)	1 x 1,2 or 1 x 1,2 + 1 x 1,0
Powder hopper and capacity (Kg)	1 x 1,0
Coffee group diameter (mm)	50
Steam wand	1

### Technical information

Width x Depth x Height (in)	14.6 x 24.4 x 30
Weight (lbs)	157
Power at 220~60Hz (W)	3400

### Accessories

Kit Milk Circuit Cleaning / Fridge undercounter	\$
Ground Disposal Kit	\$
Kit Milk Foam	\$
Kit Power Station	\$
Kit No coffee sensor - 2 grinders	\$
Kit Smart milk sensor	CODE: NS9MA9999999A — \$
CSI/CCI Cable	CODE: 535959000

