

VP400

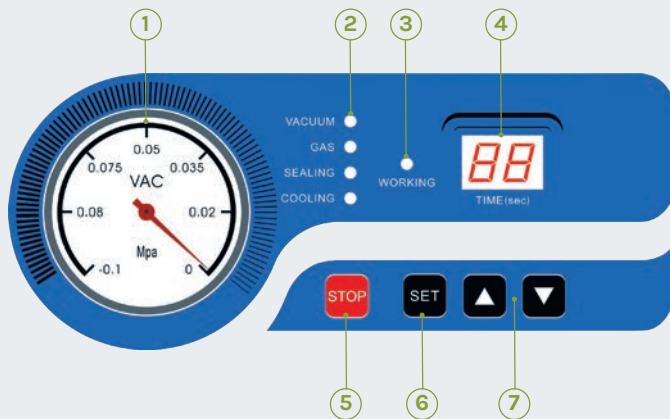
Chamber Vacuum Sealer

Features

- Stainless steel body
- Bag locks on seal bars
- Two set of 2 - 16" seal bars with double seal wire
- Adjustable time settings
- Easy-to-read pressure indicator
- 1.5 HP rotary oil pump
- Operates on 110 Volts



DOUBLE CHAMBER



Control Panel

- 1 Vacuum Gauge
- 2 Function Lights
- 3 Working Indicator Light
- 4 LED Screen (Time)
- 5 STOP Button
- 6 SET Button
- 7 UP/DOWN Buttons

Specifications

Overall Size	42" x 27" x 37"
Chamber Size	2 @ 20" x 19.75" x 6"
Seal Bar Length	2 sets of 2 @ 16"
Bag Size	Up to 16" x 20"
Cycle Time	20 - 30 Seconds
Pump	1.5 HP Rotary Oil Pump
Electrical	110V, 30 Amps, Single Phase
Weight	375 Lbs.

Users



LAB & MEDICAL



COMMERCIAL

VP600

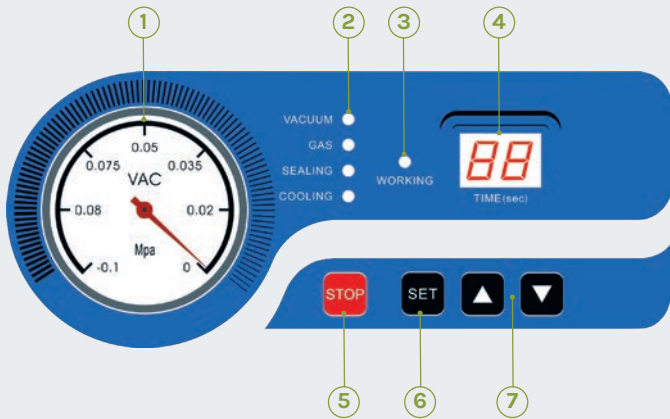
Chamber Vacuum Sealer

Features

- Stainless steel body
- Bag locks on seal bars
- Two 19.5" seal bars & one 37" seal bar
- Adjustable time settings
- Easy-to-read pressure indicator
- 3 HP rotary oil pump
- Optional gas flush



DOUBLE CHAMBER



Control Panel

- 1 Vacuum Gauge
- 2 Function Lights
- 3 Working Indicator Light
- 4 LED Screen (Time)
- 5 STOP Button
- 6 SET Button
- 7 UP/DOWN Buttons

Specifications

Overall Size	59" x 29" x 37"
Chamber Size	Two @ 28.5" x 21.8" x 6"
Seal Bar Length	2 sets of 2 @ 24"
Bag Size	Up to 18" x 28"
Cycle Time	20-30 Seconds
Pump	Two 1.5 HP Rotary Oil Pumps
Electrical	3-Phase, 220V, 30A
Weight	580 Lbs.

Users



LAB & MEDICAL



COMMERCIAL

VP800

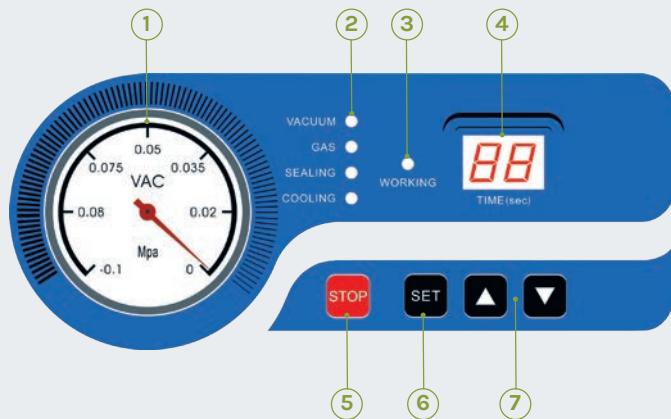
Chamber Vacuum Sealer



DOUBLE CHAMBER

Features

- Stainless steel body
- Bag locks on seal bars
- Two set of 2 - 16" seal bars with double seal wire
- Adjustable time settings
- Easy-to-read pressure indicator
- 3.25 HP rotary oil pump
- Optional gas flush



Control Panel

- 1 Vacuum Gauge
- 2 Function Lights
- 3 Working Indicator Light
- 4 LED Screen (Time)
- 5 STOP Button
- 6 SET Button
- 7 UP/DOWN Buttons

Specifications

Overall Size	75" x 41" x 40"
Chamber Size	2 @ 35.8" x 31.5" x 8.85"
Seal Bar Length	2 sets of 2 @ 32.25"
Bag Size	Up to 20" x 28"
Cycle Time	20 - 30 Seconds
Pump	3.25 HP Rotary Oil Pump
Electrical	3-Phase, 220V, 30A
Weight	1100 Lbs.

Users



LAB & MEDICAL



COMMERCIAL