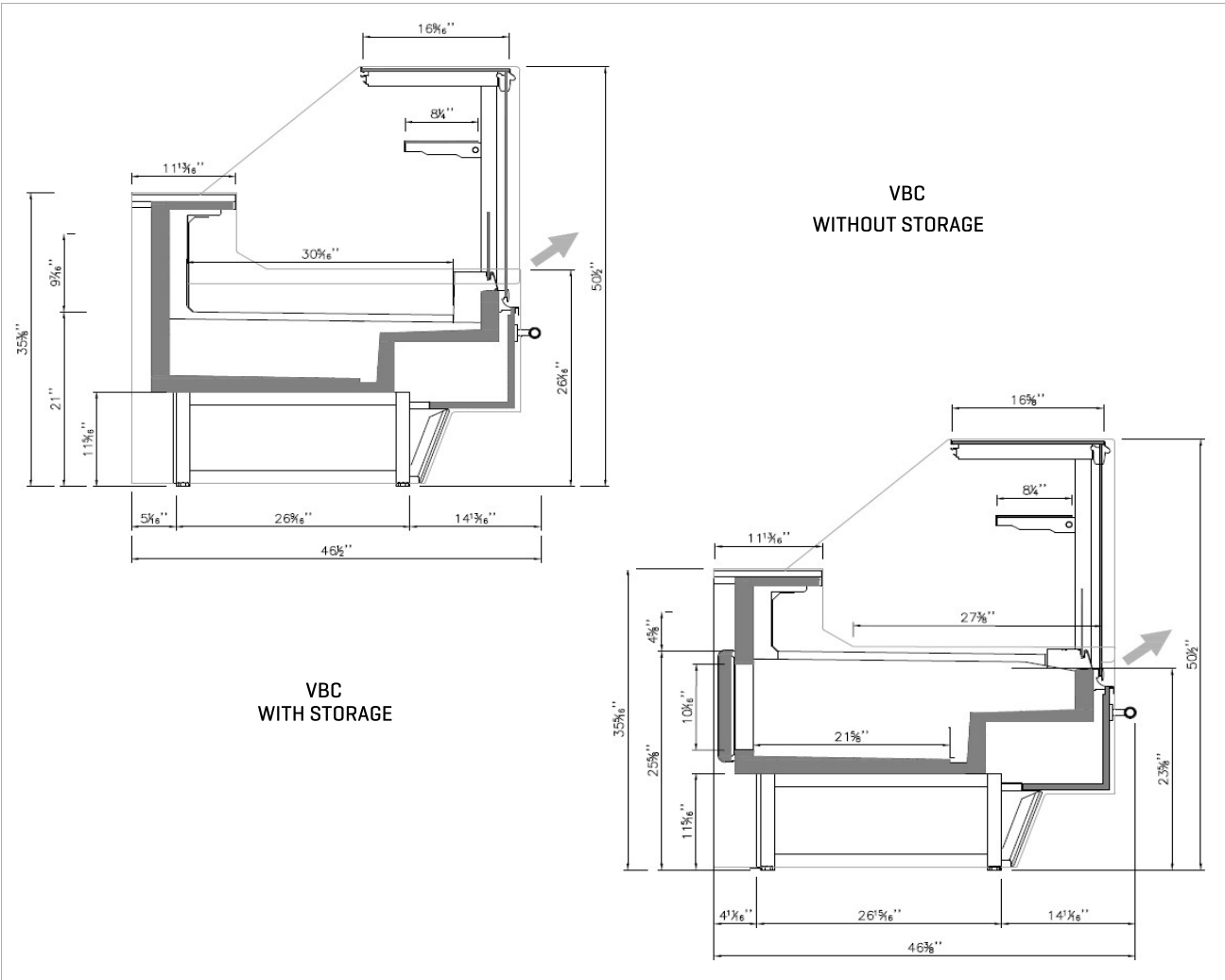


# Data Sheet

*Model:*

VBC\_RCP\_SCP

VBC\_RCP\_SCP

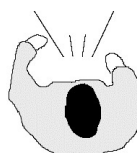
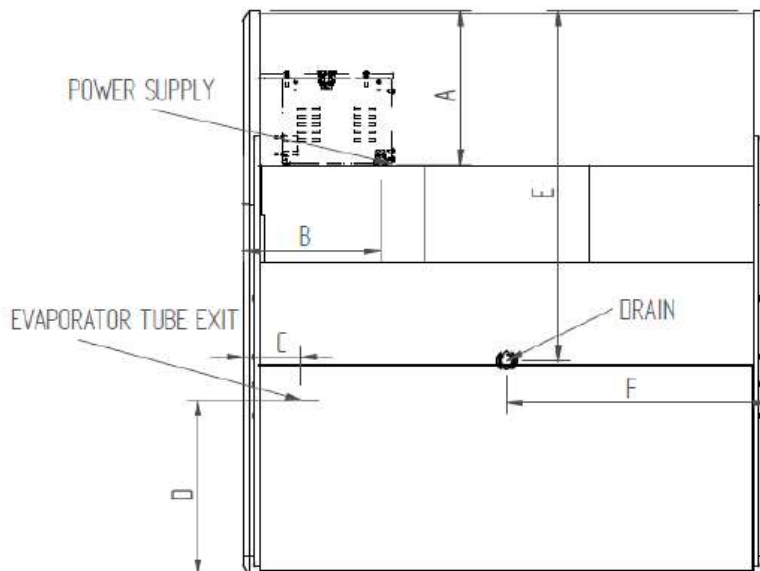


GENERAL DATA

	MODEL				
	VBC9RCP / VBC9SCP	VBC12RCP / VBC12SCP	VBC15RCP / VBC15SCP	VBC18RCP / VBC18SCP	VBC25RCP / VBC25SCP
	M1	M1	M1	M1	M1
LENGTH (in) (Whithout side panels)	36 15/16	49 1/5	61 1/2	73 5/6	98 3/7
SIDES PANES THICKNESS (in)	1 3/16				
NUMBER OF DOORS	1	2	2	3	4
ELECTRONIC CONTROLLER	DIGITAL				
CAPACITY (Ft <sup>3</sup> )	4,63	6,18	7,74	9,28	12,36
TDA - TOTAL DISPLAY AREA (Ft <sup>2</sup> )	7,16	9,56	11,93	14,32	19,1
UNIT WEIGHT (Lbs)	339,5	410,06	427,69	454,15	529,11
CRATED DIMESIONS (in)	43 5/16 x 47 1/4 x 59 1/16	52 3/4 x 47 1/4 x 59 1/16	67 11/16 x 47 1/4 x 59 1/16	80 1/2 x 47 1/4 x 59 1/16	104 3/4 x 47 1/4 x 59 1/16

INSTALLATION DETAILS

MODEL	VBC9RCP / VBC9SCP	VBC12RCP / VBC12SCP	VBC15RCP / VBC15SCP	VBC18RCP / VBC18SCP	VBC25RCP / VBC25SCP
A (in)	11 15/16	11 15/16	11 15/16	11 15/16	11 15/16
B (in)	10 1/4	10 1/4	10 1/4	10 1/4	10 1/4
C (in)	4 1/4	4 1/4	4 1/4	4 1/4	4 1/4
D (in)	13 7/16	13 7/16	13 7/16	13 7/16	13 7/16
E (in)	27 1/16	27 1/16	27 1/16	27 1/16	27 1/16
F (in)	19 11/16	24 5/8	30 3/4	36 15/16	49 3/16



## TECHNICAL CONFIGURATION

		Temp. Range [32°F - 42°F]
INTERIOR TEMPERATURE	SET POINT	35,6°F
	DIFFERENTIAL	39,2 °F
DEFROST TYPE		NATURAL
NUMBER OF DEFROSTS / 24h		4
END DEFROST TEMPERATURE		46,4°F
MAXIMUM DEFROST TIME		30'

In compliance with UL471 and NSF7

Ambient Temp.	Relative Humidity
+72 °F	55%

EVAPORATION	FORCED AIR
CONDENSATION	FORCED AIR
CONDENSATE TRAY HEATER	AUX.

VOLTAGE	115 V/60 Hz
NOISE LEVEL	63dB

## INSTALLATION DATA

BASE EQUIPMENT	Length (in)	MODEL					
		VBC9RCP / VBC9SCP	VBC12RCP / VBC12SCP	VBC15RCP / VBC15SCP	VBC18RCP / VBC18SCP	VBC25RCP / VBC25SCP	
COMPRESSOR	N°	1	1	1	1	1	
	Btu/h	1256	2426	2389	3074	3805	
	A	3,62	9,61	8,17	10,78	11	
REFRIGERANT	Type	R - 404a					
	lb	0,77	0,99	0,99	1,21	550	
EVAPORATOR FANS	N°	1	1	2	2	3	
	Btu/h	15,36	15,36	15,36	15,36	15,36	
	A	0,8	0,8	0,8	0,8	0,8	
CONDENSER FANS	N°	1	1	2	2	2	
	Btu/h	99	99	99	99	99	
	A	0,19	0,19	0,19	0,19	0,19	
CANOPY LIGHTING	Btu/h	249	338	433	529	590	
	A	0,63	0,86	1,10	1,35	1,50	
REFRIGERATION POWER	Btu/h	1619,36	2878,36	3050,72	3831,72	4639,08	
	A	5,24	11,46	11,25	14,11	15,28	
ENERGY CONSUMPTION	kWh/24h	23319	41448	43930	55177	66803	