

# DISPLAY FREEZER (0°F)

## Model: 2FNGDHD

Natural Refrigerant R-290 Model

### 2-Section Display Reach-In Freezer with Half Hinged Glass Doors

**2FNGDHD** - Stainless steel front, aluminum end panels and interior

**2FNSAGDHD** - Stainless steel exterior, aluminum interior

**2FNSSGDHD** - Stainless steel exterior and interior



## Options and Accessories

(upcharge and lead times may apply)

Stainless steel case back	Special electrical requirements (consult factory)
Additional epoxy coated steel shelves	Shallow depth (consult factory)
Chrome or stainless steel shelves	Solid door (consult factory)
Heavy duty pilaster strips	Full door(s)
Wine rack	Rehinging of doors (consult factory)
Adjustable legs	Pass thru (consult factory)
Pan slide assemblies	

Consult factory for other model configurations, options and accessories.

**Continental**  
Refrigerator



Project Name:

Model Specified:

Location:

Item No:

Quantity:

AIA #:

SIS #:

## Standard Model Features

### REFRIGERATION SYSTEM

Self contained, performance rated refrigeration system

Natural, environmentally safe, high efficiency R-290 refrigerant<sup>1</sup>

Automatic, electric condensate evaporator

Expansion valve system

Standard operating temperature is 0 to -5°F and can be adjusted to operate as low as -10°F in a 90°F ambient.

### CABINET ARCHITECTURE

3" non-CFC polyurethane foam insulation

Triple-pane, tempered hinged glass doors

Chrome plated door handles

Cam action, lift-off hinges

Self-closing doors

Magnetic snap in door gaskets

Cylinder lock in each door

Heavy duty, epoxy coated steel shelves

5" casters

### MODEL FEATURES

LED interior lighting

Electronic control, automatic electric defrost

<sup>1</sup> R-290 refrigerant meets all federal and state regulatory requirements.

APPROVAL:

## Model Specifications

### DIMENSIONAL DATA

Net Capacity (cubic feet)	48 (1359 cu l)
Width, Overall (inches)	52 (1321 mm)
Depth, Overall (inches) (including handles)	35 3/8 (899 mm)
Depth (inches) (less doors)	32 (813 mm)
Depth (inches) (doors open 90°)	55 1/2 (1410 mm)
Clear Door Width (inches)	19 3/8 (492 mm)
Clear Half Door Height (inches)	27 1/2 (699 mm)
Height, Overall (inches) (including 5" casters)	82 1/4 (2089 mm)
Number of Doors	4
Number of Shelves	8
Shelf Area (square feet)	40.8 (3.8 sq m)
Tray Slide Capacity (per half section) (2" centers)	11

### REFRIGERANT DATA

Condensing Unit Size (H.P.)	1 1/4
Capacity (BTU per hour)*	4325

### ELECTRICAL DATA

Voltage (International)	115/208-230/60/1 (220/50/1)
Feed Wires (with ground)	4
Total Amps (International)	10.8 (5.3)
Defrost Amps (International)	6.1 (3.1)
10 ft. Cord/Plug (International)	Yes (No)

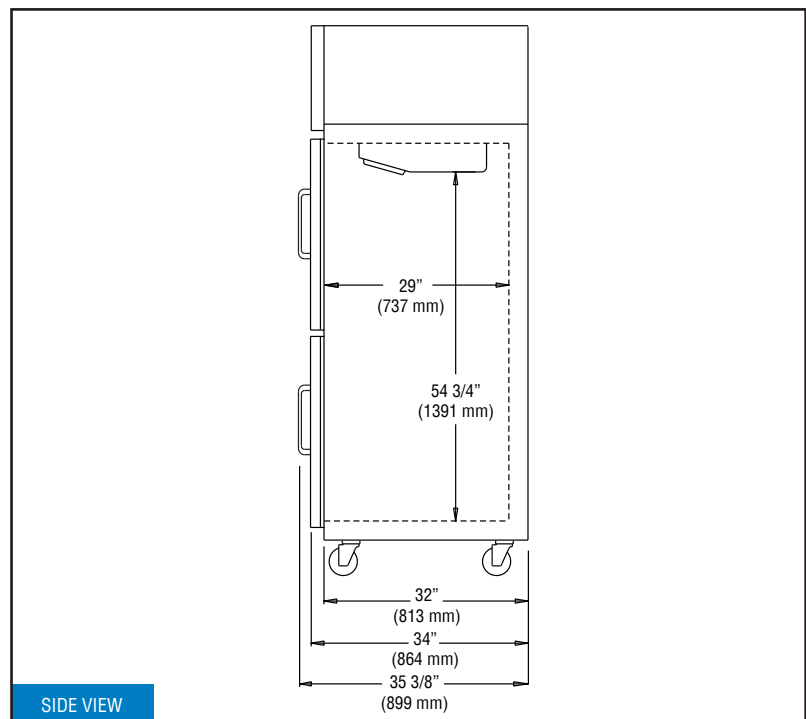
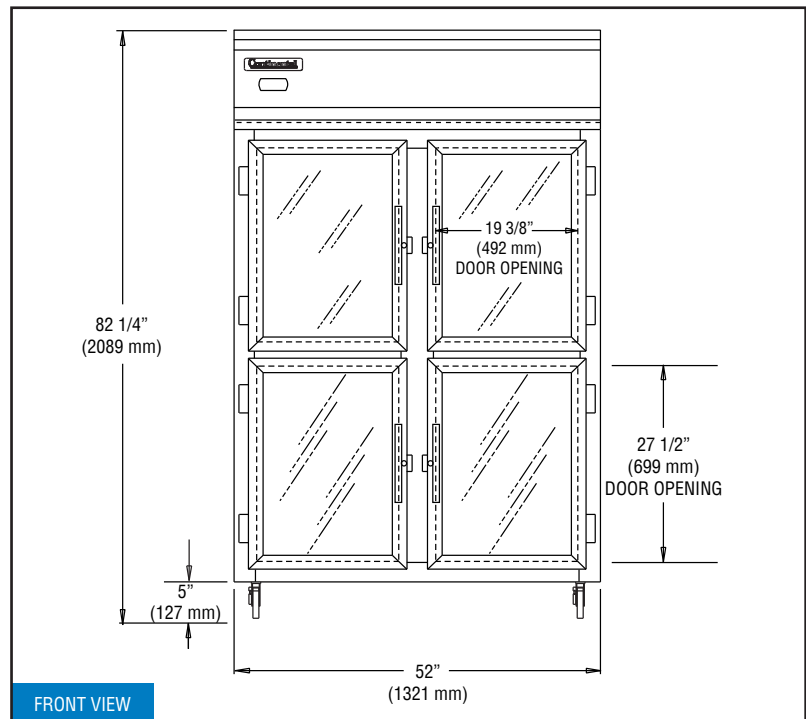
### SHIPPING DATA

Height - Crated (inches)	85 1/2 (2172 mm)
Width - Crated (inches)	64 (1626 mm)
Depth - Crated (inches)	42 (1067 mm)
Volume - Crated (cubic feet)	133 (3766 cu l)
Weight Std - Crated (pounds)	530 (241 kg)
Weight SS - Crated (pounds)	636 (289 kg)

Figures in parentheses reflect metric equivalents rounded to the nearest whole unit.

\* Rating @ -15°F evaporator, 90°F ambient

## Model Plan Views



**IMPORTANT NOTE:** If the cabinet is located directly against a wall and/or under a low ceiling, a minimum clearance of 12" is required on top and 3" on sides and rear.

**Continental**  
Refrigerator

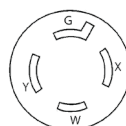
Toll-Free: 800-523-7138  
Phone: 215-244-1400  
Fax: 215-244-9579

539 Dunksferry Road  
Bensalem, PA 19020  
[www.continentalrefrigerator.com](http://www.continentalrefrigerator.com)

Due to our continued efforts in developing innovative products, specifications subject to change without notice.



PROUDLY  
DESIGNED & ASSEMBLED  
IN THE U.S.A.



Equipped with one NEMA L14-20P plug  
(varies by country)

REVISED: 3/29/24