



PROJECT

ITEM NO:

QUANTITY:

Soiled Dish Tables

Straight Design

FEATURES & CONSTRUCTION:

- Top is fabricated with 1-1/2" rounded edge on working sides and 10-1/2" high backsplash.
- Table front edges formed with hemmed edges to provide extra rigidity and safe to touch finished.
- Reinforced table top with sound deadening hat channels.
- Sink bowl has coved corner with 3/4" radius.
- All exposed welded areas smooth polished to brush finish sanitary #4.
- Stainless steel legs with welded cross brace.
- Welded stainless steel leg socket for removable "H" style table legs.
- 19-3/4"x19-3/4"x4" deep pre-rinse basket included.
- All units shipped K.D. but easily assembled.



NSF STD.2
Certified



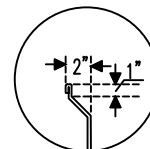
Left Side



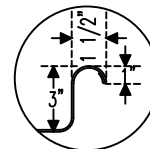
Right Side

MATERIAL:


- Top: 16 Ga. Stainless Steel - 304
- Sink Bowl: 16 Ga. Stainless Steel - 304
- Leg: 16 Ga. Stainless Steel (1-5/8" Tubing)
- Leg Bracing: 20 Ga. Stainless Steel -201 (1-1/4" Tubing)
- Leg Socket: Stainless Steel
- Bullet Feet: Stainless Steel (1" Adjustable)
- Pre-Rinse Basket: 18 Ga. Stainless Steel - 304



45° Slanted Backsplash Reinforced With Hemmed Edge



Rolled Rim Edge Front And Side Reinforced with Hemmed Edge



Top Reinforced with Hat Channels



Stainless Steel Bullet Feet 1" Adjustable



3-1/2" Drain Basket Included

Soiled Dish Tables

L	Left Side	Right Side
	MODEL NO.	
30"	SMSDT-30L	SMSDT-30R
36"	SMSDT-36L	SMSDT-36R
48"	SMSDT-48L	SMSDT-48R
60"	SMSDT-60L	SMSDT-60R
72"	SMSDT-72L	SMSDT-72R
84"	SMSDT-84L	SMSDT-84R
96"	SMSDT-96L	SMSDT-96R



Rev. 10/20

SAPPHIRE MANUFACTURING
Tel: 718-543-2111
Fax: 718-543-2121

info@sapphiremanufacturing.com
WWW.SAPPHIREMANUFACTURING.COM

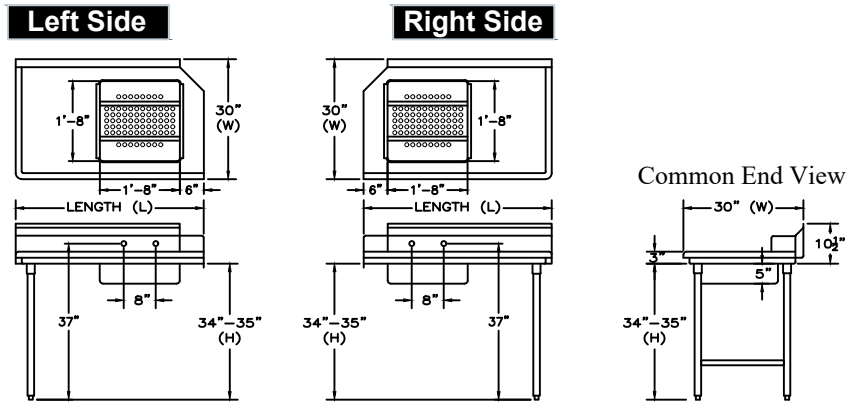


PROJECT

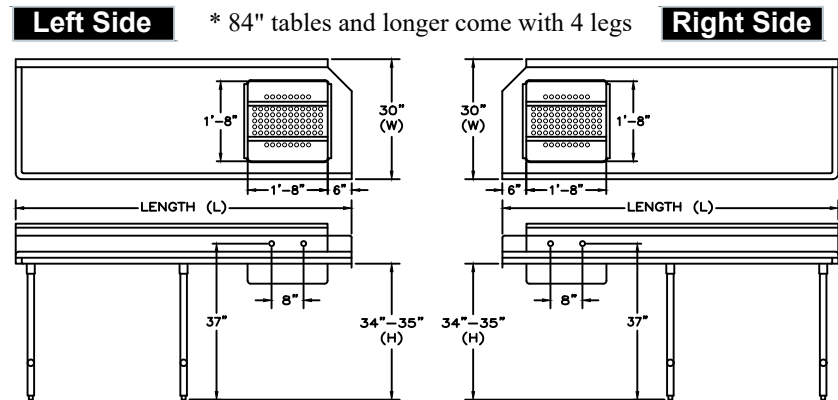
ITEM NO:

QUANTITY:

Soiled Dish Tables *Straight Design*



NSF STD.2
Certified



Pre Rinse Basket

FEATURES & CONSTRUCTION:

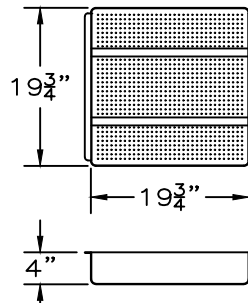
- Perforated Stainless Steel
- Fabricated with 3/4" radius covered corners
- All exposed welded areas smooth polished to brush finish sanitary #4.

MATERIAL:

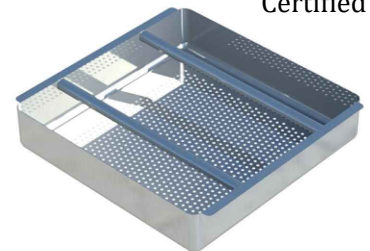
Bowl: 16 Ga. Stainless Steel - 304
Cross Rail: 1" Stainless Steel Tubing

Pre Rinse Basket

Model	SM-PRB-2020
-------	-------------



NSF STD.2
Certified



Specifications subject to change without notice.

All dimensions are typical (Tolerance 1/2").



Rev. 10/20

SAPPHIRE MANUFACTURING
Tel: 718-543-2111
Fax: 718-543-2121

info@sapphiremanufacturing.com
WWW.SAPPHIREMANUFACTURING.COM