



BEVERAGE-AIR

| | |
|-----------------|------|
| Project: _____ | AIA# |
| Item: _____ | |
| Location: _____ | SIS# |
| Approved: _____ | |

HRPS1HC TOP MOUNT REACH-IN REFRIGERATOR

HORIZON TOP MOUNT REACH-IN

HRPS1HC Solid Door Reach-In Refrigerator

Hydrocarbon Series

MODEL:
HRPS1HC-1S



7 Year Parts/Labor Warranty
7 Year Compressor Warranty

CABINET CONSTRUCTION

- Exterior is stainless steel front and sides
- Stainless steel interior
- Full electronic control
- One piece grille
- LED interior light
- Self-closing door with 120° stay-open feature, on cam-lift hinges
- Field reversible door
- Door lock
- Snap-in magnetic gaskets for positive door seal
- Three (3) heavy-duty epoxy coated wire shelves
- 6" Heavy-duty casters, two (2) with brakes
- 8' Cord and plug (see electrical data for details)

OPTIONS & ACCESSORIES

- Tray slide pair, 1 tray slide set for (1) 18" x 26" or (2) 14" x 18" pans (A)
- Stainless steel universal tray slide pair, 1 tray slide set for (1) 18" x 26" or (2) 14" x 18" pans (AC)
- Tray slide kit #4 (19 sets per half section)
- Additional shelves
- Shelf clips
- Stainless steel breaker
- 6" Legs seismic/flanged
- 3" Casters
- Remote option* (see note on back page)

REFRIGERATION SYSTEM

- Uses environmentally friendly, energy efficient R290 refrigerant, and meets all regulatory requirements for CARB, SNAP, DOE & more
- Hot gas condensate evaporator
- Adaptive defrost
- Epoxy coated evaporator coil
- Maintains product temperatures between 36°F and 38°F




Please verify qualifying units by visiting:
www.energystar.gov/cfs

3779 Champion Blvd., Winston-Salem, NC 27105
1-888-845-9800 Fax: 1-336-245-6453
Beverage-Air.com Sales@bevair.com



BEVERAGE-AIR

| MODEL | HRPS1HC-1S |
|----------------------------------|---------------------|
| EXTERNAL DIMENSIONAL DATA | |
| Width Overall | 26" |
| Depth Overall with Handle | 33 3/4" |
| Height Overall | 85" |
| Number of Doors | 1 |
| Depth with Door Open 90° | 55 1/8" |
| Door Opening (in) | 21 5/8" x 61 5/8" |
| INTERNAL DIMENSIONAL DATA | |
| NET Capacity (cubic ft.) | 21.17 |
| Internal Width Overall (in) | 22" |
| Internal Depth Overall (in) | 26 1/8" |
| Internal Height Overall (in) | 62" |
| Number of Shelves | 3 |
| ELECTRICAL DATA | |
| Full Load Amperes | 2.7 |
| Voltage | 115/60/1 |
| Nema Plug (8' cord) | 5-15P |
| REFRIGERATION DATA | |
| Horsepower | 1/4 |
| Capacity (BTU/Hr) | 1702 |
| Heat Rejection (BTU/Hr) | 2553 |
| Charge (lbs/grams/ounces) | 0.2425 / 110 / 3.88 |
| SHIPPING DATA | |
| Gross Weight (crated lbs) | 370 lbs |
| Height - Crated | 88" |
| Width - Crated | 33" |
| Depth - Crated | 41" |

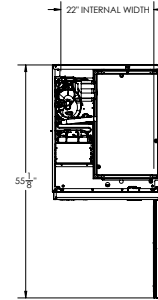
*NOTE: Remote units are field wired and come with 6" legs.
Refrigerant must be specified at time of order.

We reserve the right to change specifications and product design without notice. Such revisions do not entitle the buyer to corresponding changes, improvements, additions or replacements for previously purchased equipment. Dimensional tolerances +/- 1/4". Metric dimensions (MM).

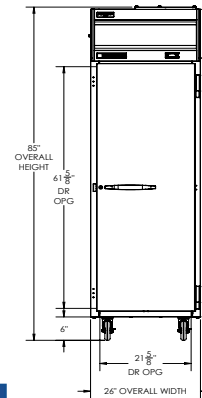
Top Mount Reach-In Refrigerator Model: HRPS1HC-1S

Model Views

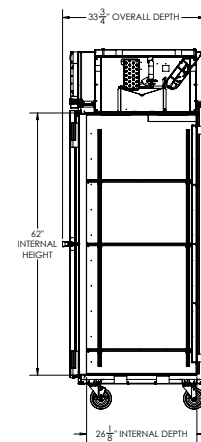
Required Clearance: Top 12" & Rear 3"



PLAN VIEW



ELEVATION VIEW



SIDE VIEW

ELECTRICAL CONNECTION



115/60/1
NEMA 5-15P

Unit pre-wired at factory and include 8' long cord and plug set.

