



Profit from the Eagle Advantage®


# Specification Sheet

## Short Form Specifications

Eagle Four-Compartment Sink, model \_\_\_\_\_, with 2"-wide "Euro-Style" edging on front and sides. Unit constructed of heavy gauge type 304 stainless steel top and sink bowls. Sinks to be deep-drawn, seamless, and have all corners covered. Drainboards, when required, shall be "V" creased for positive drainage. 9½" high backsplash with 1" upturn and tile edge. Legs to be 1½" O.D. galvanized tubing with front-to-back crossbracing, and 1" high impact plastic adjustable bullet feet.



four-compartment sink with double drainboards



**FEATURING  
2"-WIDE  
EURO-STYLE  
EDGING**

## Options / Accessories

- Stainless steel legs
- Stainless steel bullet feet
- Lever drains
- Twist handle drains
- Twist drain brackets
- Faucets
- Sink covers
- Waste outlets
- Sink kits
- Overflow hole

## EAGLE GROUP

100 Industrial Boulevard, Clayton, DE 19938-8903 USA  
Phone: 302-653-3000 • 800-441-8440 • Fax: 302-653-2065  
www.eaglegrp.com  
www.eaglegrpnews.com  
www.eaglemhc.com

For custom configuration or fabrication needs, contact our SpecFAB® Division.  
Phone: 302-653-3000 • Fax: 302-653-2065 • e-mail: quotes@eaglegrp.com

Item No.: \_\_\_\_\_  
 Project No.: \_\_\_\_\_  
 S.I.S. No.: \_\_\_\_\_

# 314 Series Coved Corner Four-Compartment Sinks

## MODELS:

- 314-16-4
- 314-16-4-18
- 314-16-4-18L
- 314-16-4-18R
- 314-16-4-24
- 314-16-4-24L
- 314-16-4-24R
- 314-18-4
- 314-18-4-18
- 314-18-4-18L
- 314-18-4-18R
- 314-18-4-24
- 314-18-4-24L
- 314-18-4-24R
- 314-24-4
- 314-24-4-18
- 314-24-4-18L
- 314-24-4-18R
- 314-24-4-24
- 314-24-4-24L
- 314-24-4-24R

## Materials

- Sink bowls: Heavy gauge type 304 stainless steel.
- Top: Drainboards, backsplash and euro-style edging are heavy gauge type 304 stainless steel.
- Legs: 1½" (41mm)-diameter heavy-gauge galvanized tubing with plated 12-gauge gussets and high-impact corrosion resistant fully adjustable bullet feet - crossbracing is 1" (25mm)-diameter heavy-gauge galvanized tubing.

## Design and Construction Features

- All bowls have deep-drawn one-piece seamless construction, using state-of-the-art hydraulic presses.
- Sink bowls have generous radius with minimum dimension of 3" (76mm) and are rectangular for maximum capacity.
- New 20" x 16" (508 x 406mm) bowl design, with enhanced polishing techniques.
- 13½" (343mm) water level is standard.
- Swirl-away drainage.
- Leg gusset assemblies welded adjacent to sink bowl for maximum weight support and stability.
- 9½" (241mm) standard backsplash includes 1" (25mm) upturn and tile edge for easy installation and feathering to wall/splash surface.
- "V" creased drainboards for positive drainage.

## Mechanical:

- Water supply is ½" (13mm) IPS for hot and cold lines.
- Faucet holes are 1½" (29mm) punched on 8" (203mm) centers; two sets of faucet holes are punched.
- Basket-type waste drain included fits sink bowls' 3½" (89mm) opening and features 1½" (38mm) outlet.

## Certifications / Approvals



AutoQuotes



EG20.30 Rev. 12/22

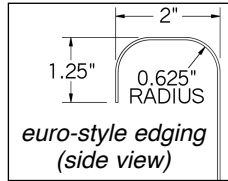
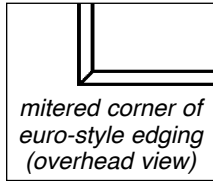
Spec sheets available for viewing, printing or downloading from our online literature library at our websites



Profit from the Eagle Advantage®

Item No.: \_\_\_\_\_  
 Project No.: \_\_\_\_\_  
 S.I.S. No.: \_\_\_\_\_

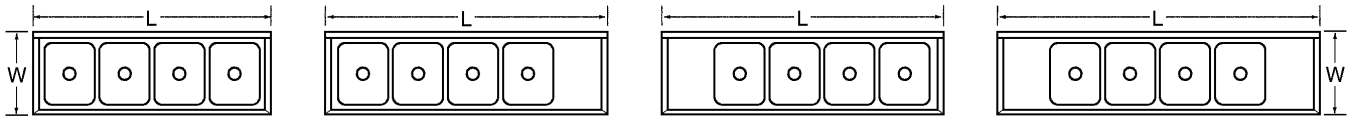
## 314 Series Coved Corner Four-Compartment Sinks



Overall widths			
bowl size		Dimension A	
in.	mm	in.	mm
20" x 16"	508 x 406	27½"	699
24" x 18"	610 x 457	31¾"	807
24" x 24"	610 x 610	31¾"	807

Drain location for rough-in			
bowl size		Dimension B	
in.	mm	in.	mm
20" x 16"	508 x 406	14"	357
24" x 18"	610 x 457	16"	406
24" x 24"	610 x 610	16"	406

model #	BOWL DIMENSIONS				DRAINBOARD length quantity	OVERALL DIMENSIONS				weight			
	width in.	length mm	width in.	length mm		width in.	length mm	width in.	length mm	lbs.	kg		
<b>314-16-4</b>	20"	508	16"	406	0	-	27½"	699	76½"	1943	180	81.7	
<b>314-16-4-18R or L</b>	20"	508	16"	406	1	18"	457	27½"	699	92⅞"	2340	195	88.5
<b>314-16-4-18</b>	20"	508	16"	406	2	18"	457	27½"	699	107¾"	2737	231	104.8
<b>314-16-4-24R or L</b>	20"	508	16"	406	1	24"	610	27½"	699	98⅞"	2492	235	106.6
<b>314-16-4-24</b>	20"	508	16"	406	2	24"	610	27½"	699	119¾"	3042	238	108.0
<b>314-18-4</b>	24"	610	18"	457	0	-	31¾"	807	85½"	2172	218	98.9	
<b>314-18-4-18R or L</b>	24"	610	18"	457	1	18"	457	31¾"	807	100¾"	2559	225	102.1
<b>314-18-4-18</b>	24"	610	18"	457	2	18"	457	31¾"	807	116"	2946	247	112.0
<b>314-18-4-24R or L</b>	24"	610	18"	457	1	24"	610	31¾"	807	106¾"	2711	254	115.2
<b>314-18-4-24</b>	24"	610	18"	457	2	24"	610	31¾"	807	128"	3251	262	118.8
<b>314-24-4</b>	24"	610	24"	610	0	-	31¾"	807	109½"	2783	231	104.8	
<b>314-24-4-18R or L</b>	24"	610	24"	610	1	18"	457	31¾"	807	124¾"	3169	248	112.5
<b>314-24-4-18</b>	24"	610	24"	610	2	18"	457	31¾"	807	140"	3556	263	119.3
<b>314-24-4-24R or L</b>	24"	610	24"	610	1	24"	610	31¾"	807	130¾"	3321	278	126.1
<b>314-24-4-24</b>	24"	610	24"	610	2	24"	610	31¾"	807	152"	3861	293	132.9

**EAGLE GROUP**

100 Industrial Boulevard, Clayton, DE 19938-8903 USA

Phone: 302-653-3000 or 800-441-8440 • Fax: 302-653-2065

www.eaglegrp.com • www.eaglegrpnews.com • www.eaglehmc.com

Printed in U.S.A.  
 ©2022 by Eagle Group

Rev. 12/22

Spec sheets available for viewing, printing or downloading from our online literature library at our websites

Although every attempt has been made to ensure the accuracy of the information provided, we cannot be held responsible for typographical or printing errors. Information and specifications are subject to change without notice. Please confirm at time of order.