

FULLY AUTOMATIC ESPRESSO COFFEE MACHINES

X30 CS10

MilkPs +Choc















D6RMPB9DT999A

Performance

Coffee Output (cups / h)	200
Cappuccino Output (150cc cup / h)	190
Hot Water Output (litres / h - 500cc quantities)	28
Liquid Heating - Steam Wand (litres / h - 500cc quantities)	26

Specifically designed for reliability, premium coffee quality and ease of use, the FAEMA X30 delivers a large selection of beverages. Integrated Wi-Fi monitors consumables, output levels, cleaning status and maintenance requirements. Its intuitive 10.4" touchscreen also allows customization of graphics, screen savers, drink icons and branding.



-  Recommended cups per day: up to 300.
-  Perfect cold milk foam.
-  AutoSteam Cold Touch (optional).
-  Bi-directional Telemetry.
-  10.4" touch screen, up to 96 drink selections.
-  Metal coffee group.
-  PGS.
-  USB Port.
-  Powder Dosing System.
-  Smart Boiler.
-  AWS - Automatic washing system.
-  High Milk quality.
-  ThermoDrive (optional).
-  Wi-Fi Connectivity.

Features

Touch Screen drink selections	96
Hot water selections	2
Boilers and capacity (litres)	1 x 0,7 + 1 x 1,25
Grinder-dosers	2
Coffee hoppers and capacity (Kg)	1 x 1,2 + 1 x 1,0
Powder hopper and capacity (Kg)	1 x 1,0
Coffee group diameter (mm)	50
Steam wand	1

Technical information

Width x Depth x Height (in)	14.6 x 24.4 x 30
Weight (lbs)	175
Power at 220-240V~ 60Hz (W)	4800 - 5700

Accessories

Kit Milk Circuit Cleaning / Fridge undercounter	\$
Ground Disposal Kit	\$
Kit Milk Foam	\$
Kit Power station	\$
Kit Smart milk sensor	CODE: NS9MA9999999A — \$
CSI/CCI Cable	CODE: 535959000

