




FERMOD WALL SHELVING



✓ Lifetime warranty against rust and corrosion⁽¹⁾



Anti-fall side edge

One level wall shelving

Can be attached to wall or wall panel

Maximum weight capacity: 165 lbs⁽²⁾

Available dimensions:

- 8 lengths: 26, 31, 35, 38, 42, 47, 52, 59 in. (657, 777, 897, 957, 1077, 1197, 1317, 1497 mm)
- 2 depths: 14*, 18 in. (360*, 460 mm)

2 versions of removable shelf inserts:

Ref. **6611/R**: vented polymer shelf inserts

Ref. **6622/R**: solid polymer shelf inserts


*Dimension to receive Gastronorm trays / Not available for shelf inserts ref. 6622/R

⁽¹⁾ Under normal use conditions


⁽²⁾ Depends on appropriate wall backing and shelving bolt capacity



6611/R



6622/R



All dimensions in inches have been rounded



FERMOD®

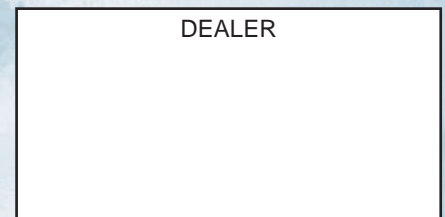


5 Revere Drive - Suite 200 - Northbrook, IL 60062

Office: 847-231-0367 - Toll free: 888-484-0367

Fax: 847-231-0366

Email: uscontact@fermod.com



2023-06