



Profit from the Eagle Advantage®

# Specification Sheet

## Short Form Specifications

Eagle 2200 Series Under Combination Unit, model \_\_\_\_\_ . Top, front, backsplash, ice bin and sink bowls are heavy gauge type 304 stainless steel. Sinks are 10" x 14" x 10" deep with 1 1/2" drains and standpipes. Ice bin, available with or without 7-circuit post-mix cold plate, is fully insulated. Unit to come standard with stainless steel speed rail and splash mounted faucet with 10" spout. 1 1/2" O.D. galvanized tubular legs with adjustable bullet feet.



#BC8C-22R  
2200 Series combination unit

## Options / Accessories

- Leg & faucet kit (see below)
- Stainless steel leg kits (see below)

Item No.: \_\_\_\_\_  
 Project No.: \_\_\_\_\_  
 S.I.S. No.: \_\_\_\_\_

## 2200 Series Combination Units

### MODELS:

- |                                      |   |   |
|--------------------------------------|---|---|
| <input type="checkbox"/> BC7C-22L    | <input type="checkbox"/> BC9-4C-22R     | <input type="checkbox"/> BC8-4C-22R-7     |
| <input type="checkbox"/> BC7C-22R    | <input type="checkbox"/> BC10C-22L      | <input type="checkbox"/> BC9C-22L-7       |
| <input type="checkbox"/> BC8C-22L    | <input type="checkbox"/> BC10C-22R      | <input type="checkbox"/> BC9C-22R-7       |
| <input type="checkbox"/> BC8C-22R    | <input type="checkbox"/> BC10C-22 R&L   | <input type="checkbox"/> BC9C-22 R&L-7    |
| <input type="checkbox"/> BC8-4C-22L  | <input type="checkbox"/> BC10-4C-22 R&L | <input type="checkbox"/> BC9-4C-22L-7     |
| <input type="checkbox"/> BC8-4C-22R  | <input type="checkbox"/> BC7C-22L-7     | <input type="checkbox"/> BC9-4C-22R-7     |
| <input type="checkbox"/> BC9C-22L    | <input type="checkbox"/> BC7C-22R-7     | <input type="checkbox"/> BC10C-22L-7      |
| <input type="checkbox"/> BC9C-22R    | <input type="checkbox"/> BC8C-22L-7     | <input type="checkbox"/> BC10C-22R-7      |
| <input type="checkbox"/> BC9C-22 R&L | <input type="checkbox"/> BC8C-22R-7     | <input type="checkbox"/> BC10C-22 R&L-7   |
| <input type="checkbox"/> BC9-4C-22L  | <input type="checkbox"/> BC8-4C-22L-7   | <input type="checkbox"/> BC10-4C-22 R&L-7 |

### Design and Construction Features

- Top, front, and work surfaces are type 304 stainless steel.
- 10" x 14" x 10" (254 x 356 x 254mm) sink bowls.
- Front-to-back is 24" (610mm) on all models. Lengths offered range from 7' (2134mm) to 10' (3048mm).
- Ice bins are 15 1/2" x 19 3/4" x 8" (394 x 502 x 203mm), and are located on left, right, or both sides.
- Standard rear deck.
- Three sets of welded galvanized legs (models with suffix "R&L" feature four sets of galvanized legs).
- Offered with three-compartment or four-compartment sinks.
- Splash mount 4" (102mm) center faucet with 10" (254mm) spout (four-bowl units will receive two faucets).
- 1 1/2" (38mm) drains with standpipes.
- Speed rail.
- Bullnose front edge.

Optional Kits for Underbar Sinks	
add suffix #	description
-SL	stainless steel leg assemblies
-SLF	stainless steel leg assemblies & stainless steel feet
-SLG	stainless steel leg assemblies & stainless steel gussets
-SLGF	stainless steel leg assemblies, stainless steel feet & gussets
-LF *	stainless steel legs and T&S faucet

\* Includes #305540 stainless steel legs and #313302 T&S faucet

## EAGLE GROUP

100 Industrial Boulevard, Clayton, DE 19938-8903 USA  
 Phone: 302-653-3000 • 800-441-8440 • Fax: 302-653-2065  
[www.eaglegrp.com](http://www.eaglegrp.com)  
[www.eaglegrpnews.com](http://www.eaglegrpnews.com)  
[www.eaglemhc.com](http://www.eaglemhc.com)



For custom configuration or fabrication needs, contact our SpecFAB® Division.  
 Phone: 302-653-3000 • Fax: 302-653-2065 • e-mail: [quotes@eaglegrp.com](mailto:quotes@eaglegrp.com)

EG40.15 Rev. 08/23

**Spec sheets available for viewing, printing or downloading from our online literature library at our websites**



Profit from the Eagle Advantage®

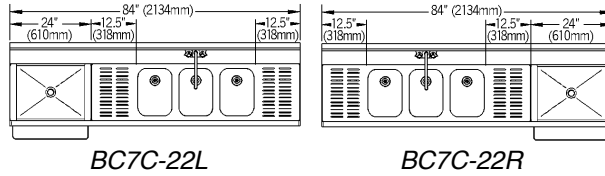
Item No.: \_\_\_\_\_  
 Project No.: \_\_\_\_\_  
 S.I.S. No.: \_\_\_\_\_

**7' (2134mm) length**

model #	weight	
	lbs.	kg
BC7C-22L	121	54.9
BC7C-22R	121	54.9

**UNITS WITH COLD PLATE**

BC7C-22L-7	157	71.2
BC7C-22R-7	157	71.2

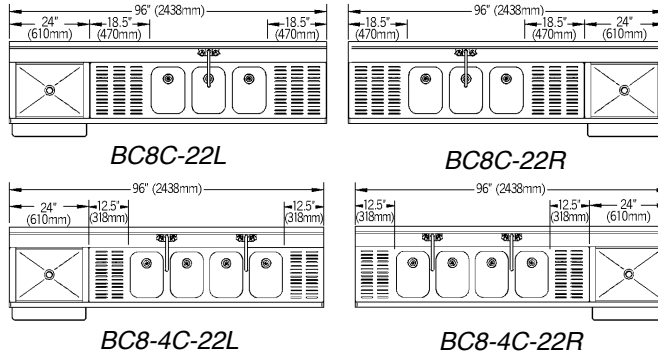


**8' (2438mm) length**

model #	weight	
	lbs.	kg
BC8C-22L	132	59.9
BC8C-22R	132	59.9
BC8-4C-22L	205	93.0
BC8-4C-22R	205	93.0

**UNITS WITH COLD PLATE**

BC8C-22L-7	168	76.2
BC8C-22R-7	168	76.2
BC8-4C-22L-7	241	109.3
BC8-4C-22R-7	241	109.3

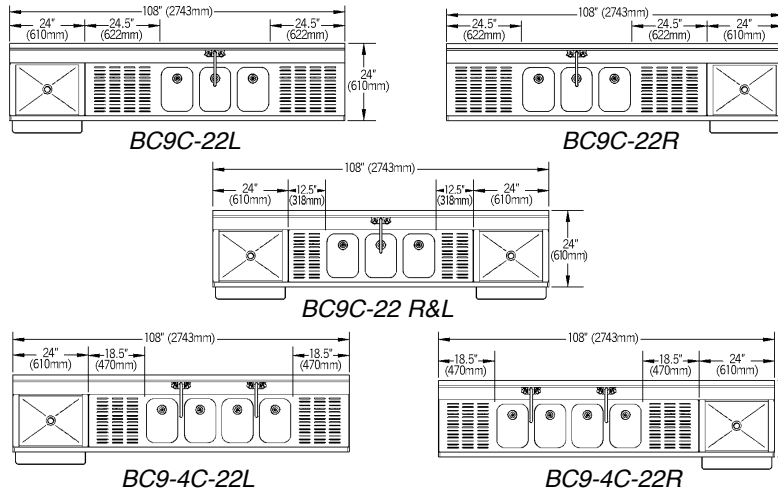


**9' (2743mm) length**

model #	weight	
	lbs.	kg
BC9C-22L	177	80.3
BC9C-22R	177	80.3
BC9C-22 R&L	208	94.3
BC9-4C-22L	215	97.5
BC9-4C-22R	215	97.5

**UNITS WITH COLD PLATE**

BC9C-22L-7	213	96.6
BC9C-22R-7	213	96.6
BC9C-22 R&L-7	244	110.7
BC9-4C-22L-7	251	113.9
BC9-4C-22R-7	251	113.9

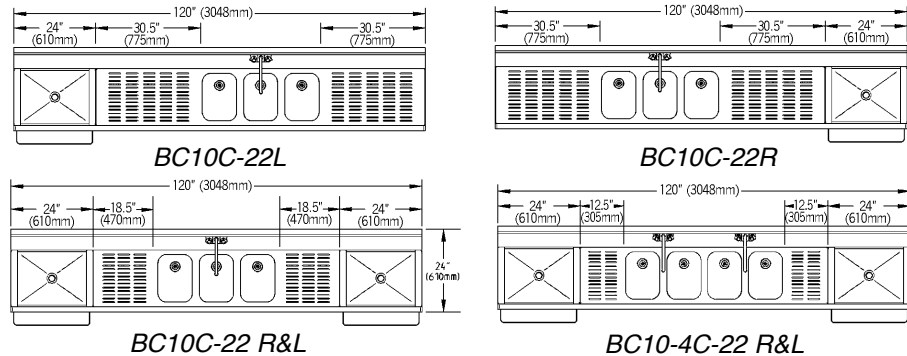


**10' (3048mm) length**

model #	weight	
	lbs.	kg
BC10C-22L	211	95.7
BC10C-22R	211	95.7
BC10C-22 R&L	211	95.7
BC10-4C-22 R&L	235	106.6

**UNITS WITH COLD PLATE**

BC10C-22L-7	247	112.0
BC10C-22R-7	247	112.0
BC10C-22 R&L-7	247	112.0
BC10-4C-22 R&L-7	271	122.9



**EAGLE GROUP**

100 Industrial Boulevard, Clayton, DE 19938-8903 USA

Phone: 302-653-3000 or 800-441-8440 • Fax: 302-653-2065

www.eaglegrp.com • www.eaglegrpnews.com • www.eaglehmc.com

Printed in U.S.A.  
 ©2023 by Eagle Group

Rev. 08/23

Spec sheets available for viewing, printing or downloading from our online literature library at our websites

Although every attempt has been made to ensure the accuracy of the information provided, we cannot be held responsible for typographical or printing errors. Information and specifications are subject to change without notice. Please confirm at time of order.