



# BEVERAGE-AIR

Project: _____	AIA#
Item: _____	
Location: _____	SIS#
Approved: _____	

## MARKETEER™ MERCHANDISERS

### MT72 Black Hinged Door Model

### Hydrocarbon Series

**MODEL:**  
**MT72-1B**

**MT72™ MERCHANDISER: HINGED DOOR MODEL**



**3 Year Parts/Labor Warranty**  
**5 Year Compressor Warranty**

#### CABINET CONSTRUCTION

- Standard cabinet exterior finish is prepainted black steel
- Heavy duty interior construction includes white coated steel
- Mechanical temperature control
- Modern one piece grille
- Double pane lowE argon filled glass doors feature outside pane that is tempered for added safety
- Door locks standard
- Self-closing hinged glass doors features, pocket door handles
- LED lighting
- Fifteen (15) epoxy coated shelves
- Leveling feet

#### OPTIONS & ACCESSORIES

- Extra shelves and clips
- 3" Casters
- Visislide shelving kit

#### REFRIGERATION SYSTEM

- Uses environmentally friendly, energy efficient R290 refrigerant, and meets all regulatory requirements for CARB, SNAP, DOE & more
- Condenser is designed to be low maintenance, and energy efficient
- Automatic, non-electric defrost
- Epoxy coated evaporator coil
- Maintains product temperatures between 32°F and 44.6°F



Please verify qualifying units by visiting:  
[www.energystar.gov/cfs](http://www.energystar.gov/cfs)

3779 Champion Blvd., Winston-Salem, NC 27105  
1-888-845-9800 Fax: 1-336-245-6453  
Beverage-Air.com Sales@bevair.com



# BEVERAGE-AIR

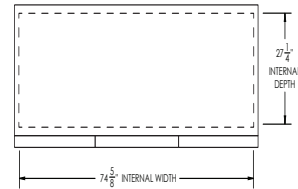
MODEL	MT72-1B
<b>EXTERNAL DIMENSIONAL DATA</b>	
Width Overall	78 3/4"
Depth Overall	33 5/8"
Height Overall	79 5/8"
Number of Doors	3
Depth with Door Open 90°	59 1/32"
<b>INTERNAL DIMENSIONAL DATA</b>	
NET Capacity (cubic ft.)	66.3
Capacity 20 oz	840
Internal Width Overall (in)	74 5/8"
Internal Depth Overall (in)	27 1/4"
Internal Height Overall (in)	60 1/8"
Internal Height Useable (in)	52 5/8"
Number of Shelves	15
<b>ELECTRICAL DATA</b>	
Full Load Amperes 115/60/1	13.6
<b>REFRIGERATION DATA</b>	
Horsepower	(2) 1/2
Energy Consumption	5.004 Kwh / 24h
Capacity (BTU/Hr)	7230
Heat Rejection (BTU/Hr)	10,845
Charge (lbs/grams/ounces)	0.3527 / 160 / 5.6
<b>WEIGHT DATA</b>	
Gross Weight - Crated	828.9 lbs
Height - Crated	83"
Width - Crated	82"
Depth - Crated	34"

We reserve the right to change specifications and product design without notice. Such revisions do not entitle the buyer to corresponding changes, improvements, additions or replacements for previously purchased equipment. Dimensional tolerances +/- 1/4". Metric dimensions (MM).

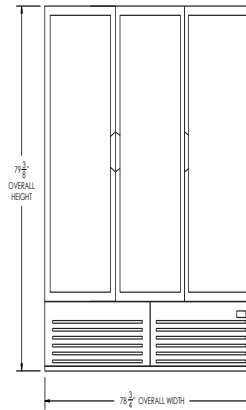
## Glass Hinged Door Model Model: MT72-1B

### Model Views

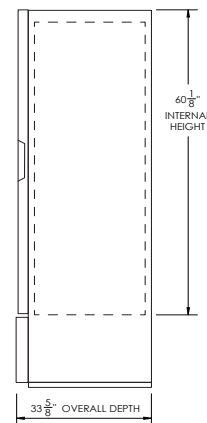
Required Clearance: 4" Top, Bottom, Rear, & Sides



### PLAN VIEW



### ELEVATION VIEW



### SIDE VIEW

### ELECTRICAL CONNECTION



115/60/1  
NEMA 5-15P

Unit pre-wired at factory and include 8' long cord and plug set.

