



BEVERAGE-AIR

Project: _____	AIA#
Item: _____	
Location: _____	SIS#
Approved: _____	

PF2HC TOP MOUNT FREEZER

P SERIES TOP MOUNT FREEZER

PF2HC Glass Door Reach-In
Hydrocarbon Series

MODEL:
PF2HC-1BG



7 Year Parts/Labor Warranty
7 Year Compressor Warranty

CABINET CONSTRUCTION

- Exterior stainless steel front and side (galvanized top, bottom & back)
- Interior is made of corrosion resistant aluminum
- Full electronic control
- Expansion valve technology
- Variable speed compressor technology
- Self-closing doors with 120° stay-open feature
- Glass doors
- LED interior light
- Cylinder locks
- Snap-in magnetic gaskets for positive door seal
- Low profile vertical door handles
- Hinged front shroud
- Energy saving thermal breaker
- Stainless steel breaker caps
- Six (6) heavy-duty epoxy wire coated shelves
- 6" High adjustable stainless steel legs
- 8' Cord and plug (see electrical data for details)

OPTIONS & ACCESSORIES

- Stainless steel case back
- Stainless steel interior
- Additional shelves
- 3" or 6" Casters
- 6" Seismic legs
- Tray slides (type A & A/C)
- Door swing orientation (at time of order)
- Remote option* (see note back on page)

REFRIGERATION SYSTEM

- Uses environmentally friendly, energy efficient R290 refrigerant, and meets all regulatory requirements for CARB, SNAP, DOE & more
- Adaptive defrost
- Epoxy coated evaporator coil, located out of the food zone
- Freezer capable of maintaining product temperature down to -10°F



Please verify qualifying units by visiting:
www.energystar.gov/cfs

3779 Champion Blvd., Winston-Salem, NC 27105
1-888-845-9800 Fax: 1-336-245-6453
Beverage-Air.com Sales@bevair.com



BEVERAGE-AIR®

MODEL	PF2HC-1BG
EXTERNAL DIMENSIONAL DATA	
Width Overall	52 1/8"
Depth Overall with Handles	33 3/4"
Height Overall	84 1/8"
Number of Doors	2
Depth with Door Open 90°	59 3/8"
Door Opening (in)	21 1/2" x 54 5/8"
INTERNAL DIMENSIONAL DATA	
NET Capacity (cubic ft.)	44.57
Internal Width Overall (in)	48 1/8"
Internal Depth Overall (in)	26"
Internal Height Overall (in)	56 5/8"
No. of Shelves	6
ELECTRICAL DATA	
Full Load Amperes 115/60/1	13.9
REFRIGERATION DATA	
Horsepower	(2X) 3/4
Capacity (BTU/Hr)	4900
Heat Rejection (BTU/Hr)	7350
Charge (lbs/grams/ounces)	0.2866 / 130 / 4.59
SHIPPING DATA	
Gross Weight (crated lbs)	572 lbs
Height - Crated	88"
Width - Crated	60"
Depth - Crated	45"

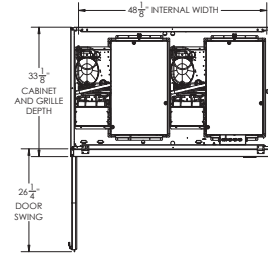
*NOTE: Remote units are field wired and come with 6" legs. Refrigerant must be specified at time of order.

We reserve the right to change specifications and product design without notice. Such revisions do not entitle the buyer to corresponding changes, improvements, additions or replacements for previously purchased equipment. Dimensional tolerances +/- 1/4". Metric dimensions (MM).

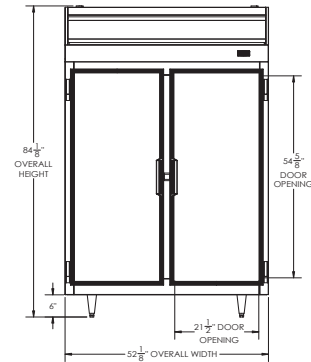
P Series Top Mount Freezer Model: PF2HC-1BG

Model Views

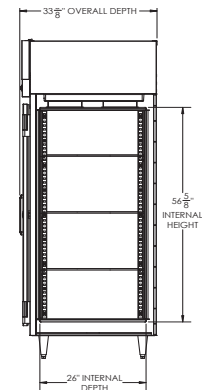
Required Clearance: Top 12"



PLAN VIEW



ELEVATION VIEW



SIDE VIEW



ELECTRICAL CONNECTION



115/60/1
NEMA 5-15P

Unit pre-wired at factory and include 8' long cord and plug set.