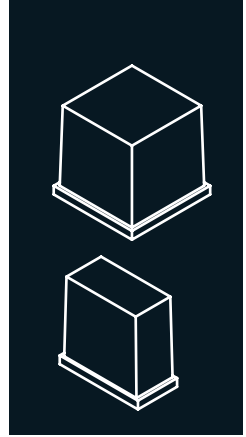


SPIKA MS 500 REMOTE

115 V / 60 Hz


MODULAR ICE CUBE MACHINE







3 YEARS
WARRANTY
PARTS & LABOR



FEATURES

- ▶ PRODUCES FULL DICE OR HALF DICE ICE CUBES
- ▶ HIGH EFFICIENCY EVAPORATOR
- ▶ SMART WATER DISTRIBUTOR THAT IMPROVES DROP-OFF EFFICIENCY
- ▶ EASY ACCESS FOR SERVICE BY REMOVING THE PANELS WITH A SINGLE SCREWDRIVER
- ▶ SMART ELECTRONIC BOARD CONTROLS EVERY PARAMETER IN THE MACHINE AND SHOWS THE DIAGNOSIS OF POSSIBLE INCIDENCES
- ▶ HIGH RESISTANCE EXTERNAL FRAME IN AISI 304 STAINLESS STEEL



	 24 H	 70°F/21°C 50°F/10°C lbs (Kg)	 90°F/32°C 70°F/21°C lbs (Kg)	 in (mm)	 in (mm)
SPIKA MS 500 R		441 (200)	397 (180)	Width 30" (762) Depth 24" (620) Height 20" (500)	Width 33" (836) Depth 25" (635) Height 25" (625)
RC5	-	-	-	Width 29" (746) Depth 17" (427) Height 22" (566)	Width 30" (770) Depth 20" (510) Height 28" (700)



SPIKA HALF DICE
0,9" (W) x 0,4" (D) x 1" (H)
23 mm (W) x 11 mm (D) x 26 mm (H)
Average dimensions



SPIKA FULL DICE
1" (W) x 0,9" (D) x 1" (H)
26 mm (W) x 23 mm (D) x 26 mm (H)
Average dimensions

ACCESSORIES

INCLUDED



SCOOP

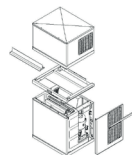
NOT INCLUDED



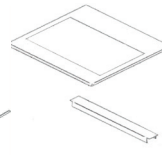
DOUBLE 10" FILTER
ANTI-LIMESCALE + ANTI-CHLORINE
CS102



10" REPLACEMENT CARTRIDGE
ANTI-LIMESCALE + ANTI-CHLORINE
CS10



STACKING KIT



ADAPTER PLATES



SCALE KLEEN

RECOMMENDED BINS

S500 + 1 | 2 SPIKA MS500R

S750 + 1 | 2 SPIKA MS500R

S900 + 1 | 2 SPIKA MS500R

S1050 + 2 SPIKA MS500R

SCS350 + SPIKA MS500R

SCS700 + 1 | 2 SPIKA MS500R

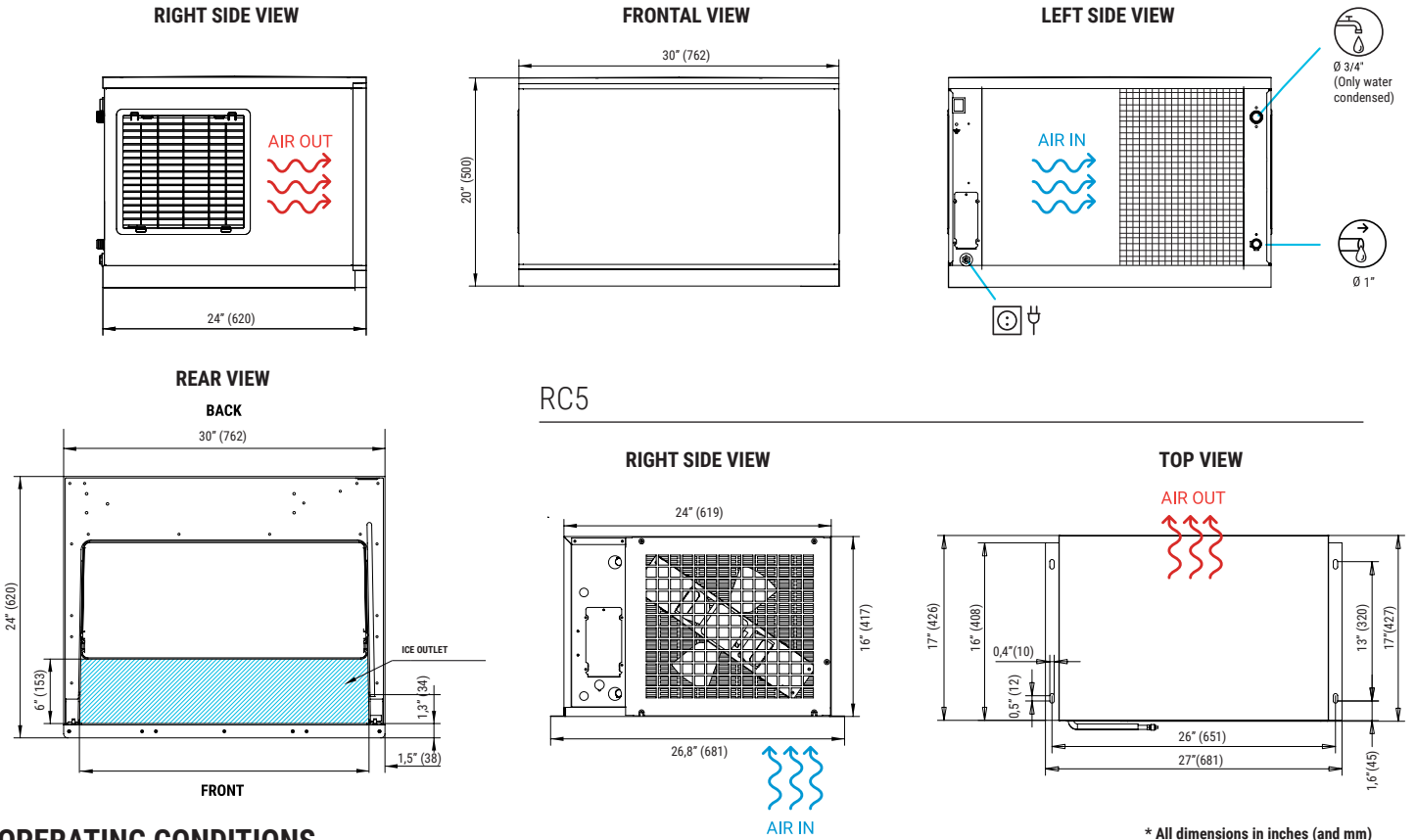
SCD900 + 1 | 2 SPIKA MS500R

SCD1400 + 2 SPIKA MS500R

SCD1800 + 2 SPIKA MS500R

TECHNICAL SCHEME

SPIKA MS 500 REMOTE



* All dimensions in inches (and mm)

OPERATING CONDITIONS

PRODUCTION (LBS) 60Hz

	±10% V		SPIKA MS 500 AIR COOLED					
	41°F/109°F		°F	50°	60°	70°	86°	
	41°F/95°F		°C	10°	15°	21°	30°	
	14,5 psi (1 bar) / 87 psi (6 bar)			50°	467	439	421	364
	200/400 Ice cubes/cycle			10°	68°	441	425	412
			21°	90°	417	406	397	331
			32°	109°	386	370	353	286
			43°					

V	Hz	ph
115	60	1N

MODELS

	(BTu/h)	(W)	(W) 109°F	(AWG/mm ²) (n.)	FUSE	100lbs 90°F / 70°F (Kwh/100 lbs)	gal 100lbs (l/h)	HEAT REJECTED (BTu/h) (W)	(lbs)	(lbs)		
SPIKA MS 500R A	-	-	874	19/2.5	3	20	4.6	68.5 10.8	-	-	146	165
RC5	10,639	3,118	200	14/1.5	3	15	-	-	8,250	2,418	55	62



ITV Ice Makers, Inc.
9550 Satellite Blvd, Suite 100
Orlando, FL 32837
Phone: 1 407 826 1860 | Fax: 1 407 826 1861
Toll Free: 1 888 488 1423
sales@itvice.com | www.itvice.com



SERVICE
service@itvice.com
Skype: service@itvice.com
PHONE: +1 888 488 1423
FROM 8AM TO 5PM EST



2 ADDITIONAL YEARS
ON COMPRESSOR &
EVAPORATOR
Read our warranty policy
to know more about
limitations and exclusions



VERTICAL SYSTEM