



BEVERAGE-AIR

Project: _____	AIA#
Item: _____	
Location: _____	SIS#
Approved: _____	

HBR12HC BOTTOM MOUNT REACH-IN REFRIGERATOR

HORIZON BOTTOM MOUNT REACH-IN

HBR12HC Solid Door Reach-In Refrigerator

Hydrocarbon Series

MODEL:
HBR12HC-1



7 Year Parts/Labor Warranty
7 Year Compressor Warranty

CABINET CONSTRUCTION

- Stainless steel front, side, and grille (galvanized back & bottom)
- Stainless steel interior
- Full electronic control with one-touch defrost
- One-piece grille allow easy removal/installation for preventative maintenance
- Self closing door with 120° stay open feature
- LED lighting
- Spring-loaded style hinges
- Plug-in magnetic door gaskets
- Four (4) heavy duty epoxy coated wire shelves
- 6" Casters with two (2) brakes

OPTIONS & ACCESSORIES

- 3" Caster or 6" legs
- Epoxy shelves
- Shelf clips
- Remote option* (see note on back page)

REFRIGERATION SYSTEM

- Uses environmentally friendly, energy efficient R290 refrigerant, and meets all regulatory requirements for CARB, SNAP, DOE & more
- Hot gas condensate evaporator
- Adaptive defrost
- Epoxy coated evaporator coil
- Maintains product temperatures between 36°F and 38°F




Please verify qualifying units by visiting:
www.energystar.gov/cfs

3779 Champion Blvd., Winston-Salem, NC 27105
1-888-845-9800 Fax: 1-336-245-6453
Beverage-Air.com Sales@bevair.com



BEVERAGE-AIR®

MODEL	HBR12HC-1
EXTERNAL DIMENSIONAL DATA	
Width Overall	24"
Depth Overall with Handle	26"
Height Overall	67 ³ / ₈ "
Number of Doors	1
Depth with Door Open 90°	46 ¹ / ₄ "
Door Opening (in)	20 ⁷ / ₈ " x 48 ¹ / ₂ "
INTERNAL DIMENSIONAL DATA	
NET Capacity (cubic ft.)	12.06
Internal Width Overall (in)	21"
Internal Depth Overall (in)	18 ¹ / ₄ "
Internal Height Overall (in)	48 ³ / ₄ "
Internal Height Useable (in)	44 ³ / ₄ "
Number of Shelves	4
ELECTRICAL DATA	
Full Load Amperes 115/60/1	2.0
REFRIGERATION DATA	
Horsepower	1/6
Capacity (BTU/Hr)	1010
Heat Rejection (BTU/Hr)	1515
Charge (lbs/grams/ounces)	0.1762 / 79.9 / 2.82
SHIPPING DATA	
Gross Weight - Crated	250 lbs
Height - Crated	68"
Width - Crated	27"
Depth - Crated	29"

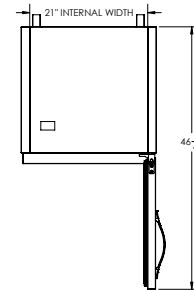
*NOTE: Remote units are field wired and come with 6" legs.
Refrigerant must be specified at time of order.

We reserve the right to change specifications and product design without notice. Such revisions do not entitle the buyer to corresponding changes, improvements, additions or replacements for previously purchased equipment. Dimensional tolerances +/- 1/4". Metric dimensions (MM).

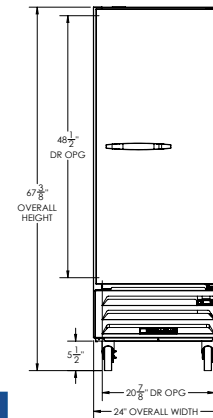
Bottom Mount Reach-In Refrigerator Model: HBR12HC-1

Model Views

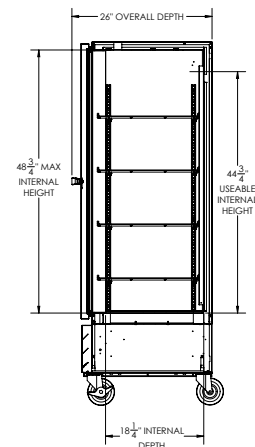
Required Clearance: Bottom & Rear 3"



PLAN VIEW



ELEVATION VIEW



SIDE VIEW

ELECTRICAL CONNECTION



115/60/1
NEMA 5-15P

Unit pre-wired at factory and include 8' long cord and plug set.

