

# BLUELVA



Catch Tray








Surface

Legs

## HOT PLATE BLHP48

### PRODUCT DESCRIPTION



-  28,000 BTU Per Burner. Stainless Steel construction with Ever-Ready Standby pilots.
-  Lift Off 12" x 12" Cast Iron Burner Grates.
-  Independent Manual controls every 12"
-  Cool Touch Stainless Steel Landing ledge.
-  Hot Plates are all Natural Gas (NG) Standard. LP conversion kit is included.
-  Heavy Duty Stainless Steel construction.
-  Full length seamless drip pan, easy to remove and clean.

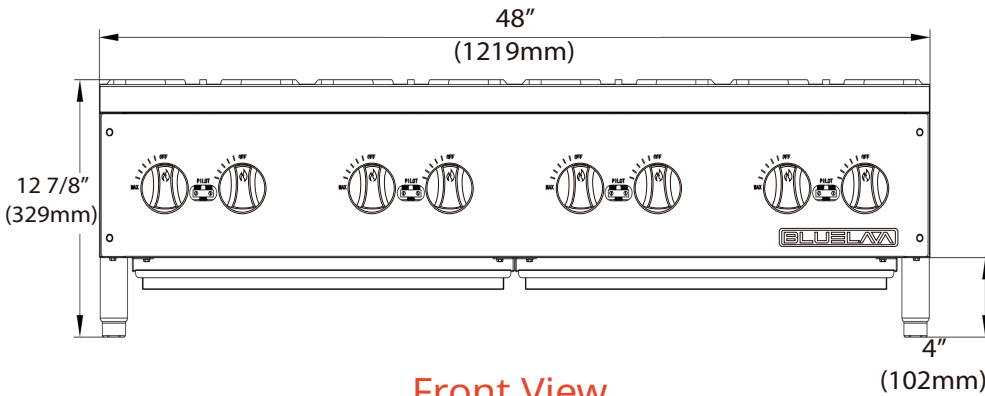
MODEL#	DIMENSION		
	Width	Depth	Height
BLHP48	48 in	28 3/4 in	12 7/8 in

\* All measurement are presented in Inches



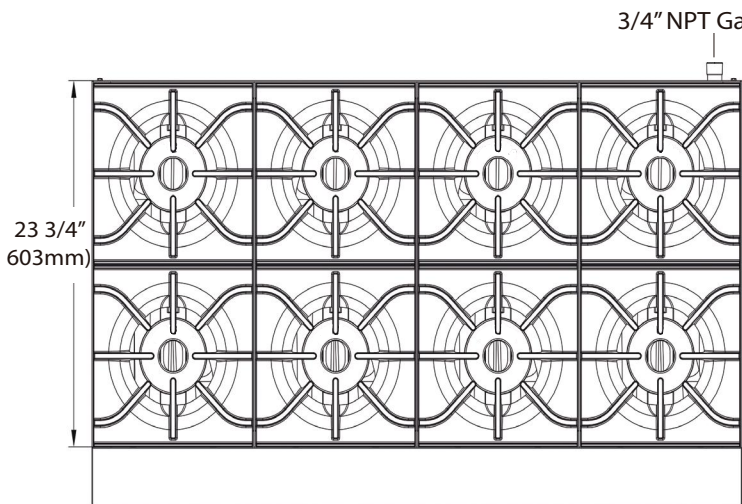
# DETAILS & SPECIFICATIONS

## HOT PLATE BLHP48

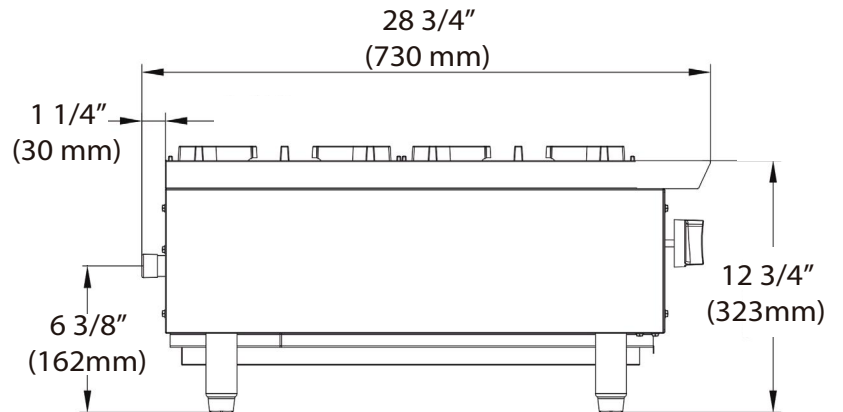


Front View

BLHP12	
GAS	NG/Propane
WORK AREA	47.80x23.62in
BURNERS	8
BTU/H PER BURNER	28000 BTU/H
TOTAL BTU/H	224,000 BTU/H
GAS PRESSURE	NG: 4 "WC Propane: 10 "WC
NOZZLE	NG: 40# Propane: 52#



Top View



Side View

Model	Packaging Dimensions (inches)			Net Weight (lbs)	Ship Weight (lbs)
	W	D	H		
BLHP48	50 1/4"	32 5/8"	17 3/4"	198 lbs	265 lbs

[orders@blueairfse.com](mailto:orders@blueairfse.com)

**BLUEAIR**



223 W. Rosecrans Ave., CA 90248  
9 W. Shelton Terrace #A, Hillside, NJ 07205  
7025 Amwiler industrial Drive, Suite A, Atlanta GA



T: 310-808-0102  
T: 908-688-0970  
T: 470-625-0182