




ICE  
DISPENSER

# ID-H150-22

**HOTEL / MOTEL**

## KEY FEATURES:

- Accepts 22" wide Icetro modular ice machines
- 141 lbs of ice storage capacity per day
- ADA compliant 
- Push button to dispense ice (standard)
- Room Key slot (option)
- UV light on when dispensing ice
- Always ON blue ambient light
- Easy to remove front panel for cleaning without moving Ice machines
- Accommodates Icetro ice machines, IM-0350-AC/AH-22, IM-0460-AC/AH-22, and IM-0550-AC/AH-22
- Power cord with NEMA 5-15 plug



ID-H150-22 shown with IM-0550-AH-22  
(Ice machine sold separately)



## CERTIFICATIONS



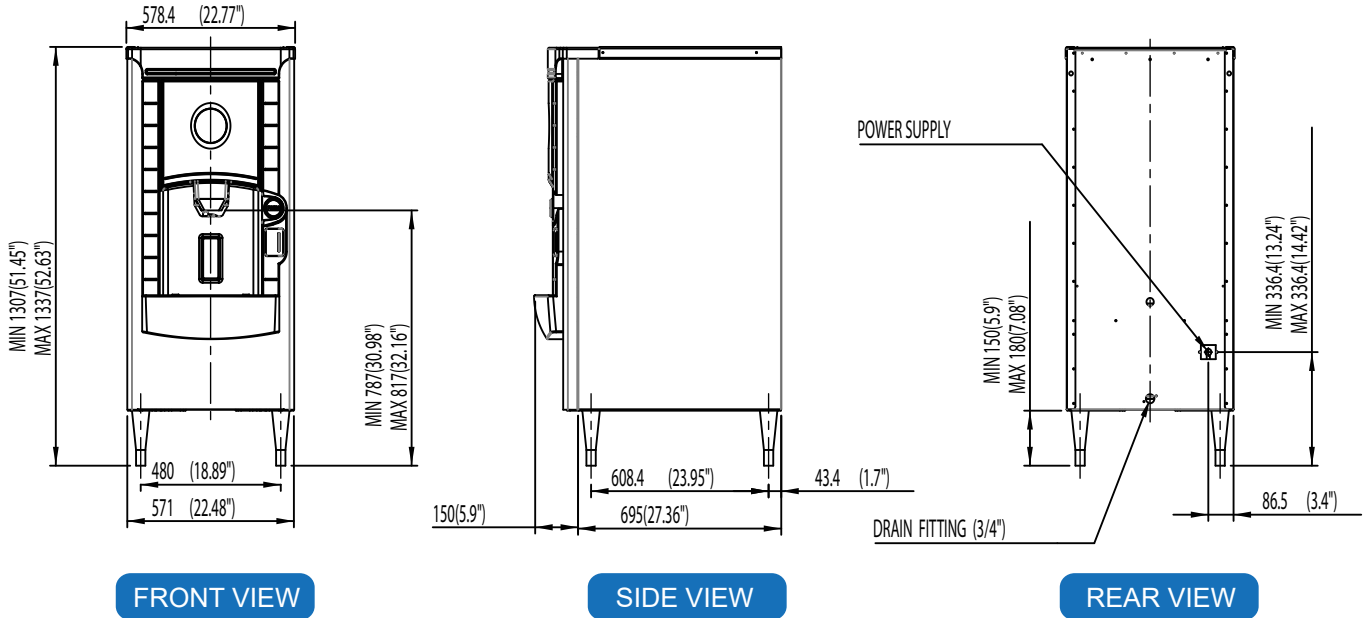
## STANDARD WARRANTY:

- 3-Year Parts & Labor

# ID-H150-22

## HOTEL/MOTEL ICE DISPENSER

### PLAN VIEW



MODEL	DIMENSIONS	WIDTH	DEPTH	HEIGHT	WEIGHT	
ID-H150-22	Inch	22.5"	33.3"	51.5"	187 lbs (Net)	209 lbs (Shipping)

※ 51.5 height is only for dispenser and included 6" legs.

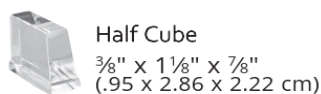
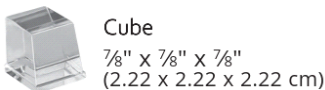
### SPECIFICATIONS

Model	Ice Storage Capacity	Dispensing Gear motor	Dispensing Rate / minute	Electrical (V / Hz / ph)	Motor Amperage (Max, A)	Maximum Circuit Breaker (A)
ID-H150-22	141 lbs	60 W	18 lbs	115 / 60 / 1	1.4	15

OPERATING LIMITS	MIN	MAX
AMBIENT TEMP RANGE	50 °F	100 °F
WATER TEMP RANGE	50 °F	90 °F
WATER PRESSURE	20 psi (1.38 bar)	80 psi (5.52 bar)

※ Dispensers have no clearance or operating limits.  
 Please follow the clearance and operating requirements for the ice machine installed on top of the dispenser.

**ICE SHAPE:** Cube & Half Cube  
 (C = full cube, H = half cube; refer to ice machines)



\* Design and specifications are subject to change without prior notice.