

## TRADITIONAL ESPRESSO COFFEE MACHINES








# PRESTIGE

## Compact, Tall Cup, Autosteam

A/1 VA AT EC BL L 120V	UO110Z9BFDDGA
A/2 COMPACT VA AT EC BL L 120V	UR210Z9BFDDGA
A/2 COMPACT VA AT EC BL L 208V	UR210Z9BTDDGA

The '70s icon is available with a new design. Trendy finishing and sides with a distinctive design, enriched with stainless steel panels. Tall cup version is also available for all models.



-  New adjustable filter holder
-  AutoSteam
-  New Led Interface
-  Tall Cup
-  Front Led Bar
-  Group Lights
-  Hot Water Economizer



Features	A/1	A/2 Compact
Steam wands	2	2
Hot water wands	1	1
Hot water selections	2	2
Boiler capacity (litres)	5	7
Electric cup warmer (3 temperature settings)	-	-

Technical information	A/1	A/2 Compact
Width x Depth x Height (mm)	468 x 538 x 560	612 x 538 x 560
Weight (Kg)	48	57
Power at 220-240v	2800 - 3300	2800 - 3300
Power at 220-240V3~ 50/60Hz (W) 380-415V3N~	4200 - 5000	6000 - 7000

Kit	A/1	A/2 Compact
Kit Additional Back Led Bar	\$ 260	\$ 260
Kit lateral panels DENIM	\$ 475	\$ 475
Kit lateral panels COPPER	\$ 410	\$ 410
Kit lateral panels BRASS	\$ 410	\$ 410