



VIPER™ ELITE CARBON 2 FLAVOR FROZEN DISPENSER



FEATURES

Building on nearly 50 years of experience, Viper Elite raises the bar in frozen with superior engineering and quality.

Enhanced Reliability – Increase uptime with the most reliable FCB dispenser on the market

Syrup Flexibility – New pressure transducers ensure you'll be able to perform as syrups change in the future

Expand Drink Portfolios – Individual barrel flexibility (FCB/FUB) and profile settings

Updated Styling – Pairing high-tech performance with a high-tech look

Intelligent Defrost™ – Patented adaptive defrost keeps you up and running during peak demand so you never miss a sale

Information at your fingertips - quickly access manuals and easy-to-follow staff and service videos via QR code

C3 Technology – Cooling, carbonation, and controls provide unmatched drink profile consistency, builds repeat sales and minimizes syrup usage

Programmable sleep mode – Conserves energy in off hours

Technician designed – Reduced maintenance and service times

ADA Compliant SPH Valve – ADA handle shown above

MODELS

PART NUMBER	DESCRIPTION
621260164	Viper Elite Carbon 2 flavor, 230/60Hz, SPH Valve, Tall Merchandiser
621250164	Viper Elite Carbon 2 flavor, 230/50Hz, SPH Valve, Tall Merchandiser




ACCESSORIES

PART NUMBER	DESCRIPTION
629087406	Leg kit, 4" legs adjustable to 5.25"
620043075	Viper 2 flavor cart, stainless steel
620042822	Viper 2 flavor generic graphic for tall merchandiser
620042868	Generic flavor card set (includes 18 flavors)
325674000	Buck and boost transformer

Refer to installation accessory guideline for complete list.

TECHNICAL SPECIFICATIONS

ELECTRICAL RATINGS	230V +/- 15V 60Hz, 20a, single phase 230V +/- 15V 50HZ, 20a, single phase (includes 8ft. power cord NEMA L6-20P molded plug connection)
PRESSURE REQUIREMENTS. . . .	CO2 = 75 psig Water = 25 min. psig dynamic
DRAW CAPACITY	60-66 oz/min. continuous, alternating barrels @ 75°F ambient
REFRIGERATION.	15,000 BTU, R404A
MIN. CLEARANCE REQUIRED. . . .	Top: 12" Each side: 2" or Back: 2"
UNIT DIMENSIONS	17"W x 32.5"D x 43.7"H (tall merchandiser)
GRAPHIC CARD DIMENSIONS. . .	16.75"W x 18.75"H (tall merchandiser)
FLAVOR CARD DIMENSIONS. . . .	6.5"W x 4"H
SHIPPING WEIGHT	410 lbs; cart 175 lbs

AGENCY LISTINGS	60 Hz			
.	50 Hz	