



**"WE MAKE THE KITCHEN BETTER!"**

**ATOSA USA, INC.**

**Toll Free: 855-855-0399 Email: info@atosausa.com**

www.atosa.com | www.atosausa.com

California, Colorado, Florida, Georgia, Illinois,  
New Jersey, Ohio, Texas, Washington

# Shallow Depth Back Bar Coolers With Glass Doors

## Standard Features

- Black Exterior & Stainless Steel Interior
- Electronic temperature controller
- Maintains temperatures between 35°F – 38°F
- Heavy duty compressor with environmentally friendly R290 refrigerant
- Slide out compressor assembly for easy maintenance
- LED Interior light(s)
- Magnetic door gasket(s) standard for positive door seal
- Door lock(s) standard
- Pre-installed epoxy coated shelves
- Pre-installed casters

## Optional Accessories

- Extra shelves – includes 4 shelf clips per shelf
- SBB48GGRAUS2 – Top Left Shelf part#: W040237801, Top Right Shelf, Bottom Shelves part#: W040237701
- SBB59GGRAUS2 – Top Left Shelf part#: W040235801, Top Right Shelf, Bottom Shelves part#: W040235701
- SBB69GGRAUS2 – Top Left Shelf part#: W040238101, Top Right Shelf, Bottom Shelves part#: W040238001

For the best results of food preservation we recommend setting your refrigerator between 35°F to 38 °F

1. Don't forget to leave the unit some room to breathe!
2. Please clean the condenser frequently to give the unit more fresh air.



2 YEAR PARTS AND LABOR WARRANTY  
5 YEAR COMPRESSOR PART WARRANTY

## MODELS:

SBB48GGRAUS2 / SBB59GGRAUS2 / SBB69GGRAUS2



**SBB48GGRAUS2**



**SBB59GGRAUS2**



**SBB69GGRAUS2**





**"WE MAKE THE KITCHEN BETTER!"**

**ATOSA USA, INC.**

Toll Free: 855-855-0399 Email: [info@atosausa.com](mailto:info@atosausa.com)

[www.atosa.com](http://www.atosa.com) | [www.atosausa.com](http://www.atosausa.com)

California, Colorado, Florida, Georgia, Illinois,

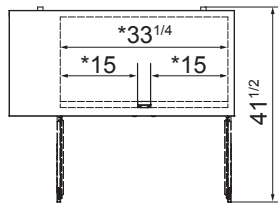
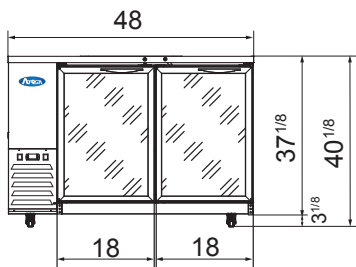
New Jersey, Ohio, Texas, Washington

## SPECIFICATIONS

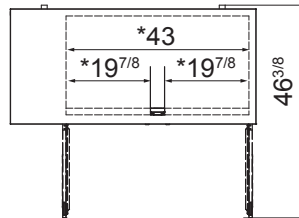
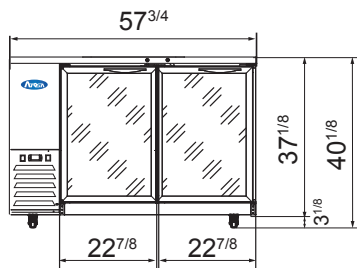
Models	Door	Capacity (Cu.Ft.)	Shelves	Casters (inch)	Amps (A)	Voltage (V/Hz/Ph)	HP	Refrigerant	Exterior Dimensions (inch)	Net Weight (lb)	Gross Weight (lb)
SBB48GGRAUS2	2	11.5	4	2	2.3	115/60/1	1/7	R290	48×24 <sup>1/2</sup> ×40 <sup>1/8</sup>	205	249
SBB59GGRAUS2	2	15	4	2	2.3	115/60/1	1/7	R290	57 <sup>3/4</sup> ×24 <sup>1/2</sup> ×40 <sup>1/8</sup>	225	269
SBB69GGRAUS2	2	18.6	4	2	2.3	115/60/1	1/7	R290	68×24 <sup>1/2</sup> ×40 <sup>1/8</sup>	247	298

## PLAN VIEW

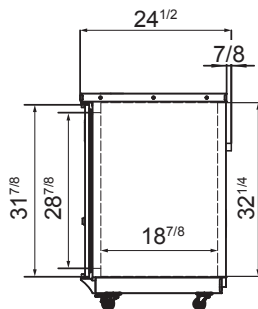
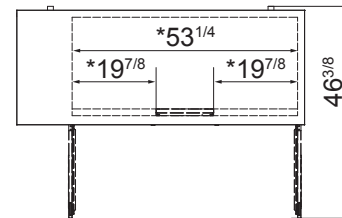
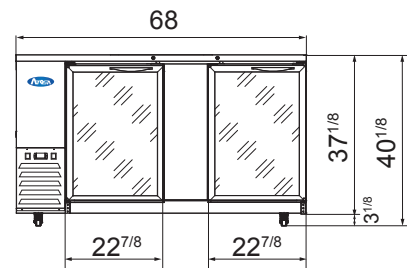
**SBB48GGRAUS2**



**SBB59GGRAUS2**




**SBB69GGRAUS2**



\*Interior Dimensions

Epoxy shelves




Door lock



Temperature control



**NEMA 5-15P**



NEMA 15A/125V