

RLRB SERIES LAVA ROCK BROILER



WELDED #304 STAINLESS STEEL
For easy cleaning and long life



REMOVABLE FIRE BOX
For easy cleaning and maintenance

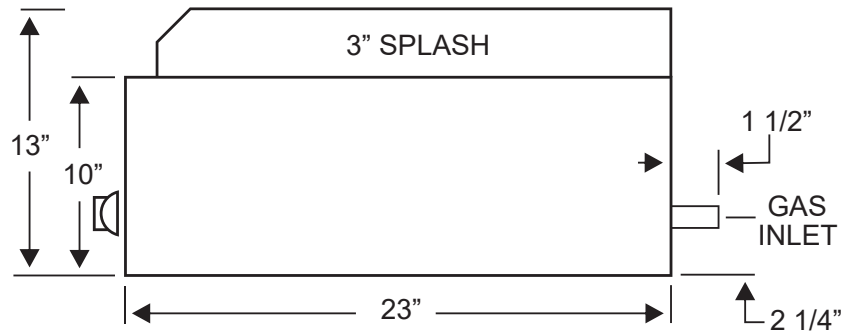



**EXTENDED BURNERS -
18" LENGTH**
For better heat distribution













AVAILABLE OPTIONS:

- 1/2" Steel Rolling Rod Grates
- Stainless Steel Plate Shelf
- 4" Legs (Accessory)
- Floor Model Accessory



MODEL	WIDTH	DEPTH	BTU	BURNERS	WT. (EST)*	WT. (EST)*
RLRB-23-12L	12"	23"	28,000	1	85	105
RLRB-23-17L	17"	23"	28,000	1	100	120
RLRB-23-22L	22"	23"	56,000	2	145	165
RLRB-23-27L	27"	23"	56,000	2	160	180
RLRB-23-32L	32"	23"	84,000	3	210	235
RLRB-23-37L	37"	23"	84,000	3	225	250
RLRB-23-42L	42"	23"	112,000	4	280	310
RLRB-23-47L	47"	23"	112,000	4	295	325
RLRB-23-52L	52"	23"	140,000	5	310	345

▶ PRODUCT SPECIFICATIONS:

 <p>BODY 18 Gauge #304 Stainless Steel, Fully Welded</p>	 <p>FIRE BOX 16 Gauge #304 Stainless Steel, Welded to Body</p>	 <p>FRONT Removable 18 Gauge #304 Stainless Steel Panel</p>	 <p>TOP GRATES Heavy Duty Cast Iron, Adjustable Rear Height</p>	 <p>BOTTOM GRATE Waffle Grate Lava Rock</p>	 <p>BURNERS 28,000 BTU Cast Iron, H Burner short</p>
 <p>DRIP PAN 18 Gauge #304 Stainless Steel</p>	 <p>VALVES Heavy Duty Brass</p>	 <p>GAS INLET 3/4 NPT</p>	 <p>GAS PRESSURE 4.0" Natural, 10.0" Propane (Inches Water Column)</p>	 <p>LEGS (FLOOR MODEL) #304 Stainless Steel tubing with bullet, caster or seismic options</p>	

▶ NOTES:

Gas Pressure Regulator is supplied and must be installed Non-Combustible Locations Only:

- 0" Clearance sides and back
- Specify counter or floor model
- Specify type of gas and altitude if over 2,000 feet



Connerton reserves the right, without notice, to make changes and revisions* in product specifications, materials and design, which in our opinion will provide better performance, durability and efficiency.