



BEVERAGE-AIR®

Project: _____	AIA#
Item: _____	
Location: _____	SIS#
Approved: _____	

HH2 TOP MOUNT PASS-THRU WARMING CABINET

HORIZON TOP MOUNT PASS-THRU HH2 Solid Door Pass-Thru Warming Cabinet

**MODEL:
HH2-1S-PT**



7 Year Parts/Labor Warranty

CABINET CONSTRUCTION

- Exterior is stainless steel front and continuous coil coated sides
- Interior liner is made of corrosion resistant aluminum
- Full electronic control
- One piece grille
- LED interior light
- Stainless steel breaker caps
- Self-closing door with 120° stay-open feature, on cam-lift hinges
- Field-reversible door
- Operational indicator panel contains thermometer and adjustable thermostat control which is accurately calibrated from 80°F to 180°F
- Externally mounted blower maintains even temperatures
- Built-in, adjustable humidity control vent
- Door locks
- Snap-in magnetic gaskets for positive door seal
- Three (3) heavy-duty epoxy coated shelves
- 6" Heavy-duty casters, two (2) with brakes
- 8' Cord and plug (see electrical data for details)

OPTIONS & ACCESSORIES

- Stainless steel interior
- Tray slide pair, 1 tray slide set for (1) 18" x 26" or (2) 14" x 18" pans (A)
- Stainless steel universal tray slide pair, 1 tray slide set for (1) 18" x 26" or (2) 14" x 18" pans (AC)
- Tray slide kit #4 (19 sets per half section)
- Additional shelves
- Shelf clips
- 6" Legs seismic/flanged
- 3" Casters
- Remote option* (see note on back page)

REFRIGERATION SYSTEM

- 15 AMP breaker required for single door units
- Strip type 750-watt heating elements, operating on 208-240/60/1, having a total of 1500 watts per compartment




Please verify qualifying units by visiting:
www.energystar.gov/cfs

3779 Champion Blvd., Winston-Salem, NC 27105
1-888-845-9800 Fax: 1-336-245-6453
Beverage-Air.com Sales@bevair.com



BEVERAGE-AIR

MODEL	HH2-1S-PT
EXTERNAL DIMENSIONAL DATA	
Width Overall	52"
Depth Overall with Handle	36 7/8"
Height Overall	84 1/2"
Number of Doors	4
Depth with Door Open 90°	80 1/4"
Door Openings (in)	21 5/8" x 61 5/8"
INTERNAL DIMENSIONAL DATA	
NET Capacity (cubic ft.)	45.04
Internal Width Overall (in)	48"
Internal Depth Overall (in)	26 1/8"
Internal Height Overall (in)	62"
Number of Shelves	6
REFRIGERATION DATA	
AMPS	11.3 / 13.0
Cabinet Voltage	208-240/60/1
Total Wattage (Heater & Fan @240V)	3000
Nema Plug (8' cord)	6-20P
SHIPPING DATA	
Gross Weight - Crated	460 lbs
Height - Crated	87"
Width - Crated	55"
Depth - Crated	41"

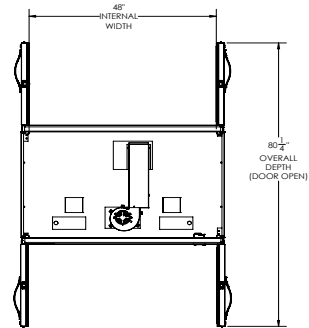
*NOTE: Remote units are field wired and come with 6" legs.
Refrigerant must be specified at time of order.

We reserve the right to change specifications and product design without notice. Such revisions do not entitle the buyer to corresponding changes, improvements, additions or replacements for previously purchased equipment. Dimensional tolerances +/- 1/4". Metric dimensions (MM).

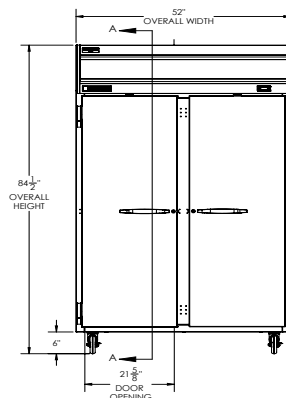
Top Mount Pass-Thru Warming Cabinet Model: HH2-1S-PT

Model Views

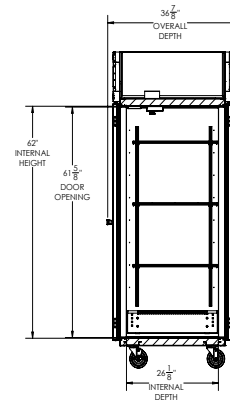
Required Clearance: Top 12"



PLAN VIEW



ELEVATION VIEW



SIDE VIEW

ELECTRICAL CONNECTION



208-240/60/1
NEMA 6-20P

Unit pre-wired at factory and include 8' long cord and plug set.



3779 Champion Blvd., Winston-Salem, NC 27105 1-888-845-9800 Fax: 1-336-245-6453 Beverage-Air.com Sales@bevair.com

