



Include 2 Year Parts + Labor / 5 Year Compressor Warranty
SGM49 2 Door Glass Reach-In Refrigerator

Dimensions

Exterior Dimensions (Inches)	51.2"x 28"x 78"
Interior Dimensions (Inches)	47.2"x 24"x 60"
Packaging Dimensions (Inches)	53.1"x 30"x 80"
Capacity (cu. ft.)	49 cu. ft.
Gross Weight	350 lbs

Construction

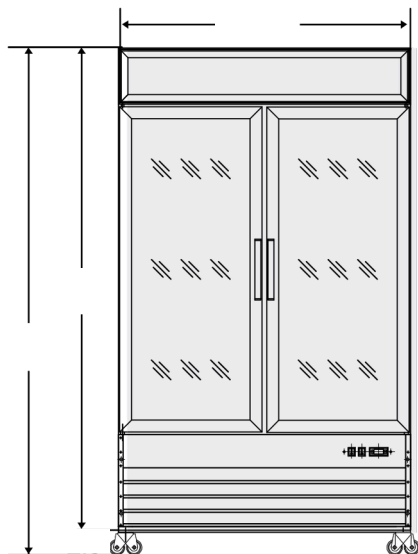
Exterior Material	Painted steel
Interior Material	Painted Aluminum
Door/Lid Material	Glass Door
Insulation Material	Cyclopentane
# of Doors	2
Self Closing Door	Yes
Lock Mounted	Yes
# of Shelves	8
Shelf Material	Plastic coated steel
Shelf Load Capacity	90 lbs

Cooling

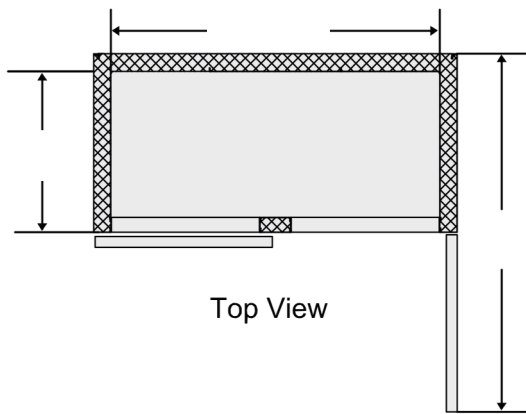
Temperature Range	32°-50°
Refrigerant	R290
Maximum Ambient Temperature Rating	90° F
Defrosting	Automatic
Temperature Display	Yes
Temperature Controller	Digital
Cooling System	Ventilated
Compressor H/P	1/3

Electrical

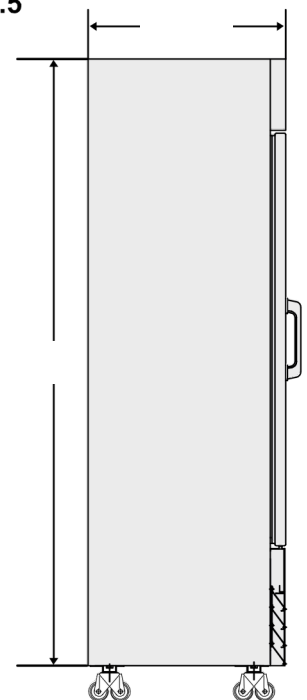
Voltage (v/Hz)	115/60
Amps	9.5
Phase	1



Front View



Top View



Side View



NEMA 5-15P



COMPLIES WITH ANSI/NSF 7 FOR FOOD SERVICE