

Blueair by
BLUENIX

TWO COMPARTMENT SINKS



BS2-18-12/2D



BS2-18-12/L



BS2-18-12/N



BS2-18-12/R

STANDARD FEATURES



Entire ASSEMBLY is fused Welded
shielded and polished to create a one piece
seamless sink Unit



Adjustable ABS bullet feet
Enhanced Functionality.



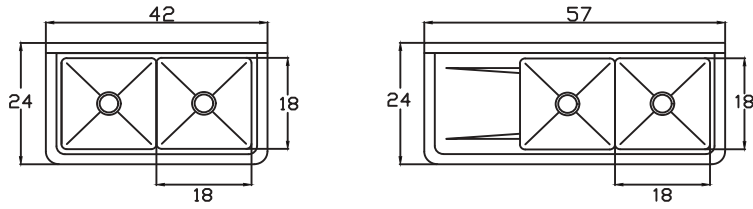
Stainless Steel cross braced legs and gussets
additional strength and stability

- Swirl away bowl drainage
- All sink compartments are covered With a full 5/8" radius
- Welded areas are high-speed belt blended to match adjacent surfaces with the continuity of a satin finish
- All Sink Models Equipped with standard strainers with Brass Fittings instead of Aluminum
- Die-stamped creased drain boards for positive drainage

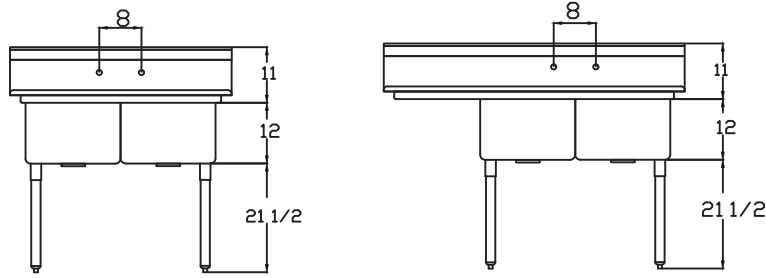
Blueair by
BLUENIX

BLUE AIR has right to change specifications without further notice.

Top view



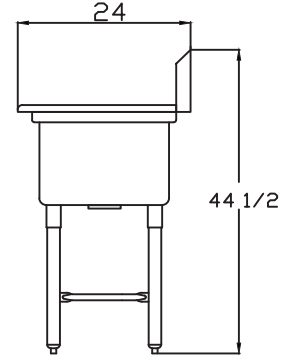
Front view



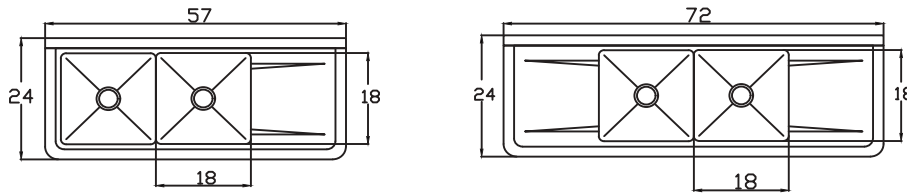
BS2-18-12/N

BS2-18-12/L

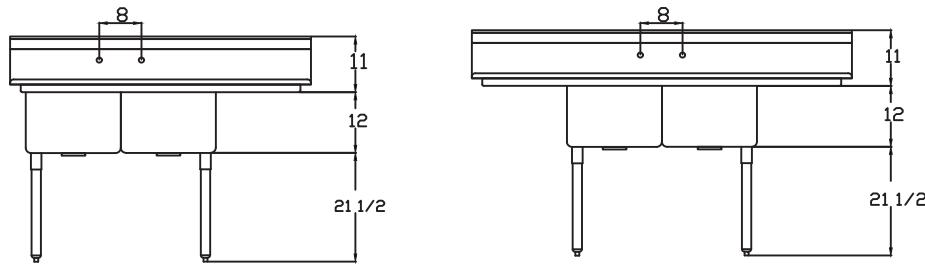
Side view



Top view



Front view



BS2-18-12/R

BS2-18-12/2D

Model	Overall size (inches/mm)			Bowl Size (inches/mm)		
	L	D	H	L	D	H
BS2-18-12/N	42"(1067mm)	24"(610mm)	44 1/2"(1130mm)	18"(458mm)	18"(458mm)	12"(305mm)
BS2-18-12/L	57"(1448mm)	24"(610mm)	44 1/2"(1130mm)	18"(458mm)	18"(458mm)	12"(305mm)
BS2-18-12/R	57"(1448mm)	24"(610mm)	44 1/2"(1130mm)	18"(458mm)	18"(458mm)	12"(305mm)
BS2-18-12/2D	72"(1829mm)	24"(610mm)	44 1/2"(1130mm)	18"(458mm)	18"(458mm)	12"(305mm)

	Weight (lbs/kg)	
	Net Weight	Ship Weight
BS2-18-12/N	47(21)	51(23)
BS2-18-12/L	61(28)	67(30)
BS2-18-12/R	61(28)	67(30)
BS2-18-12/2D	70(32)	77(35)



blueairfse.com



orders@blueairfse.com



223 W. Rosecrans Ave., CA 90248
T: 310-808-0102

9 W. Shelton Terrace #A, Hillside, NJ 07205
T: 470-625-0182

7025 Amwiler industrial Drive, Suite A, Atlanta GA
T: 908-688-0970