

Project \_\_\_\_\_

Item \_\_\_\_\_

Quantity \_\_\_\_\_

Date \_\_\_\_\_

# XAVTL-16FS

Model  
**TROLLEY**

- Capacity: 16 full sheet pans 18" x 26"



## DESCRIPTION

TROLLEY FOR CHEFTOP MIND.Maps™ BIG OVENS. The structure is made of thick AISI 316L steel components with high resistance. This makes the MIND.Maps™ BIG trolleys robust and capable of withstanding high loads.

## STANDARD TECHNICAL FEATURES

- 316L steel structure.
- Front and back tray stopper.
- Magnets for presence detector.
- Lower water tray with drain. The tray is removable and washable.
- Removable safety handle to move the trolley.
- 4 x 3-15/16" (100 mm) twin wheels. The 2 front wheels are equipped with brakes.
- Wheel operating temperature: max. 104°F - min. 14°F.
- The tray pitch can be customized upon request.

## COMPATIBILITY

- XAVL-2021-DPRS, XAVL-2021-HPRS, XAVL-2021-GPRS, XAVL-2021-NPRS
- XAVL-2021-DPLS, XAVL-2021-HPLS, XAVL-2021-GPLS, XAVL-2021-NPLS

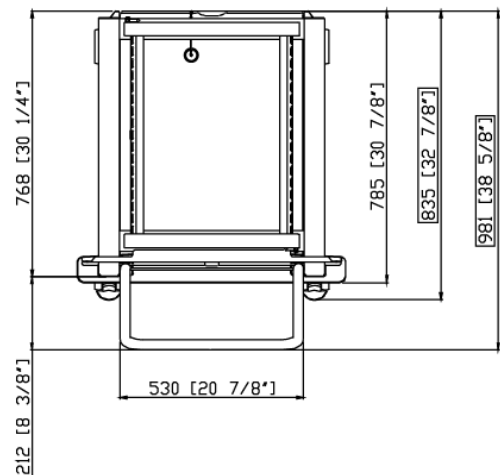
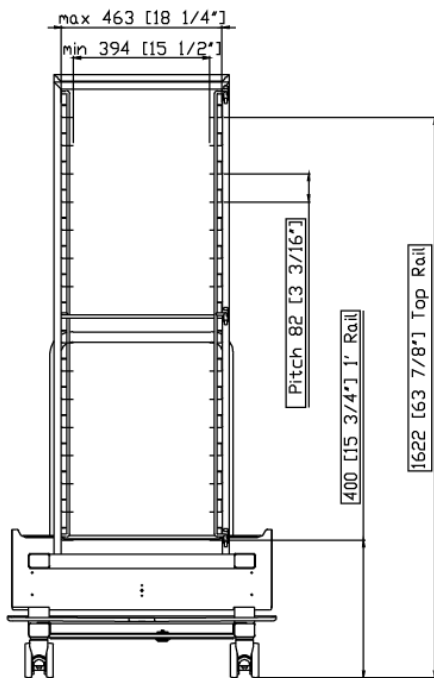
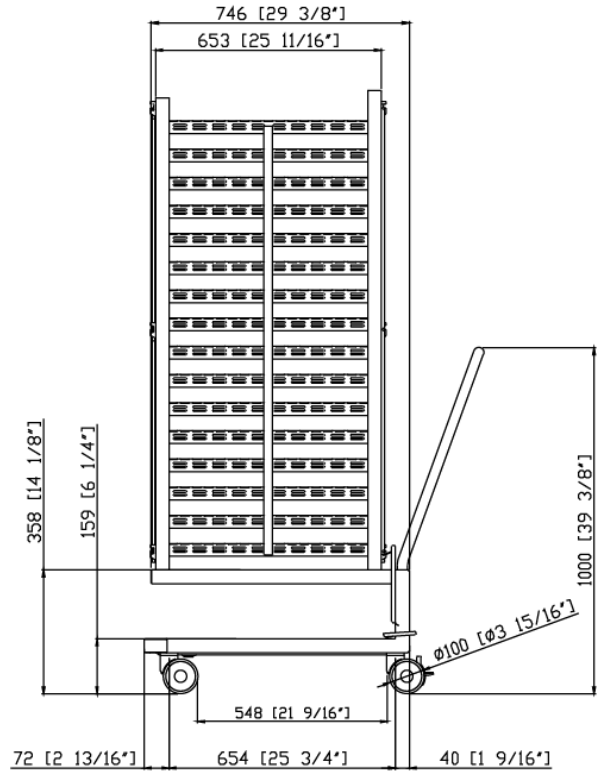
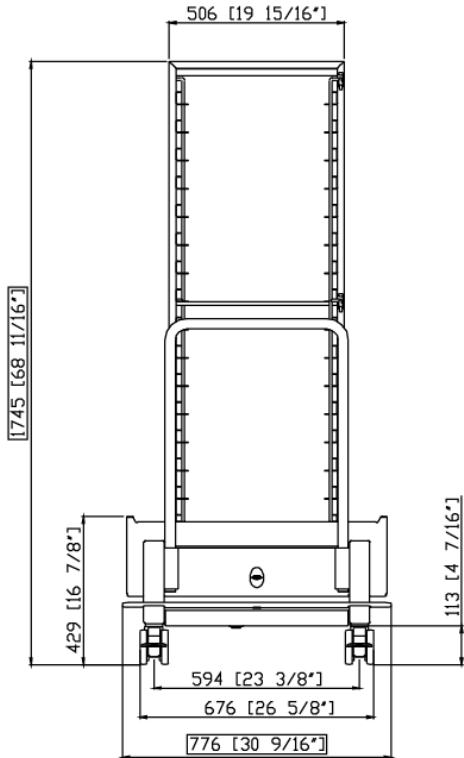
## DIMENSIONS E WEIGHT

Width:	29-5/8" (776'a a )
Depth	32-7/8" (835'a a )
Depth including the handle:	38-5/8" (981'a a )
Height:	68-11/16" (1745'a a )
First tray height:	15-3/4" (400'a a )
Last tray height:	63-7/8" (1622'a a )
Pan Spacing:	3 5/16" (83,2 mm)
Net Weight:	148 lbs (67 Kg)
Max food load:	147 lbs (66.8 kg)

We reserve the right to make technical improvements 04/23/2020

# XAVTL-16FS

Views  
Connection positions



We reserve the right to make technical improvements 04/23/2020