

*Blueair by*  
**BLUENIX**

## THREE COMPARTMENT SINKS



BS3-18-12/2D



BS3-18-12/L



BS3-18-12/N



BS3-18-12/R

## STANDARD FEATURES



**Entire ASSEMBLY is fused Welded**  
shielded and polished to create a one piece  
seamless sink Unit



**Adjustable ABS bullet feet**  
Enhanced Functionality.



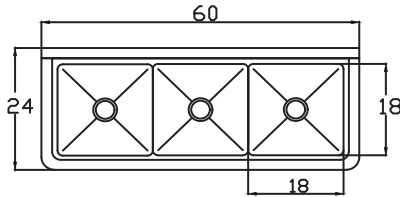
**Stainless Steel cross braced legs and gussets**  
additional strength and stability

- Swirl away bowl drainage
- All sink compartments are covered With a full 5/8" radius
- Welded areas are high-speed belt blended to match adjacent surfaces with the continuity of a satin finish
- All Sink Models Equipped with standard strainers with Brass Fittings instead of Aluminum
- Die-stamped creased drain boards for positive drainage

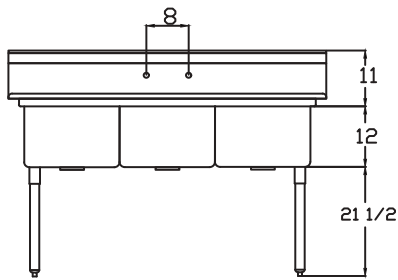
*Blueair by*  
**BLUENIX**

BLUE AIR has right to change specifications without further notice.

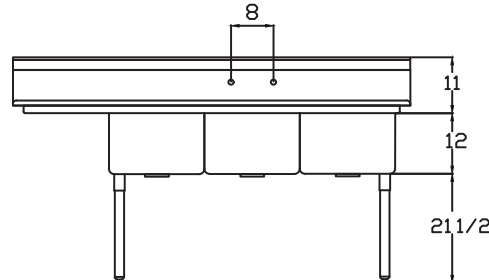
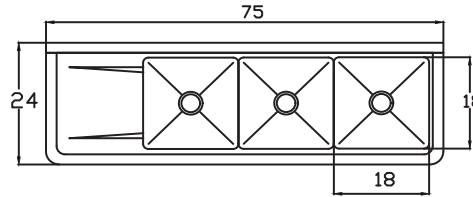
Top view



Front view

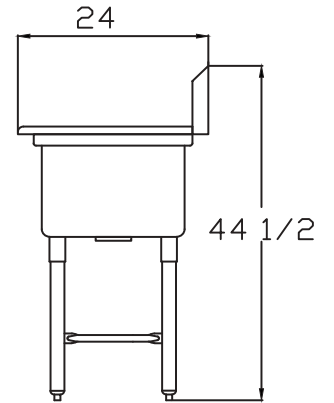


**BS3-18-12/N**

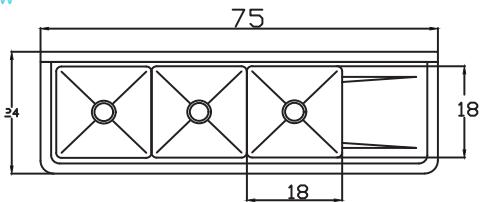


**BS3-18-12/L**

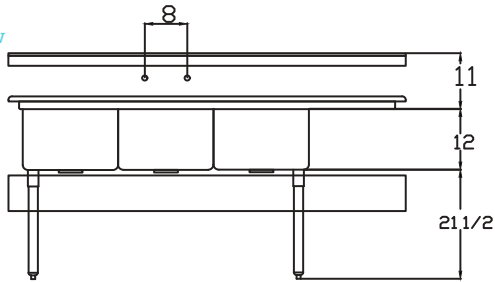
Side view



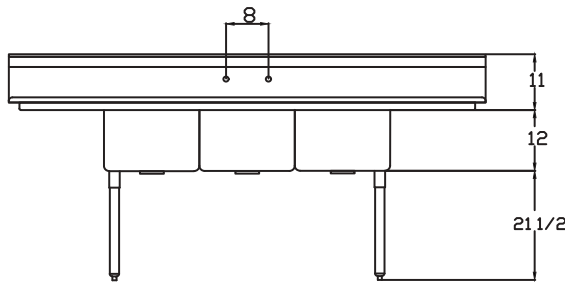
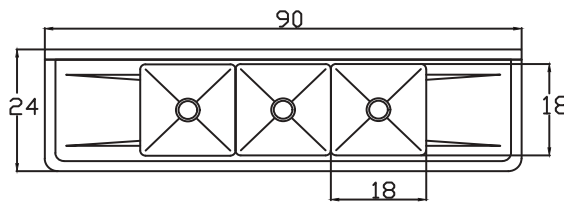
Top view



Front view



**BS3-18-12/R**



**BS3-18-12/2D**

Model	Overall size (inches/mm)			Bowl Size (inches/mm)		
	L	D	H	L	D	H
BS3-18-12/N	60"(1524mm)	24"(610mm)	44 1/2"(1130mm)	18"(458mm)	18"(458mm)	12"(305mm)
BS3-18-12/L	75"(1905mm)	24"(610mm)	44 1/2"(1130mm)	18"(458mm)	18"(458mm)	12"(305mm)
BS3-18-12/R	75"(1905mm)	24"(610mm)	44 1/2"(1130mm)	18"(458mm)	18"(458mm)	12"(305mm)
BS3-18-12/2D	90"(2286mm)	24"(610mm)	44 1/2"(1130mm)	18"(458mm)	18"(458mm)	12"(305mm)

	Weight (lbs/kg)	
	Net Weight	Ship Weight
BS3-18-12/N	72(33)	79(36)
BS3-18-12/L	81(37)	89(40)
BS3-18-12/R	81(37)	89(40)
BS3-18-12/2D	85(39)	93(42)



blueairfse.com



orders@blueairfse.com



223 W. Rosecrans Ave., CA 90248  
T: 310-808-0102

9 W. Shelton Terrace #A, Hillside, NJ 07205  
T: 470-625-0182

7025 Amwiler industrial Drive, Suite A, Atlanta GA  
T: 908-688-0970