



# BEVERAGE-AIR

Project: _____	AIA#
Item: _____	
Location: _____	SIS#
Approved: _____	

**BB48HC BACK BAR REFRIGERATOR: PASS-THRU**

## BAR EQUIPMENT- BACK BAR REFRIGERATOR

**MODEL:  
BB48HC-1-PT-B-27**

BB48HC Solid Door Pass-Thru With Stainless Steel Top  
Hydrocarbon Series



**7 Year Parts/Labor Warranty  
7 Year Compressor Warranty**

### CABINET CONSTRUCTION

- Exterior features durable black painted steel
- Interior construction utilizes galvanized steel on walls and ceiling, heavy duty stainless steel floor
- Full electronic control
- 2" Stainless steel top
- Magnetic door gaskets provide positive door sealing
- Self-closing doors
- Stay-open door feature & locks standard
- LED lighting
- Packaged products only
- Four (4) epoxy coated wire shelves
- Balanced, forced air refrigeration system provides rapid chilling of product

### OPTIONS & ACCESSORIES

- For stainless steel interior (refer to -F models)
- Galvanized sub-top
- Wine model (40°-60° models)
- Wire shelf divider
- Additional shelves
- Additional shelf clips
- 3" or 6" Casters
- 6" Black legs
- Remote option\* (see note on back on page)

### REFRIGERATION SYSTEM

- Uses environmentally friendly, energy efficient R290 refrigerant, and meets all regulatory requirements for CARB, SNAP, DOE & more
- Adaptive defrost
- Epoxy coated evaporator coil
- Maintains product temperature between 36°F and 38°F



  
Please verify qualifying units by visiting:  
[www.energystar.gov/cfs](http://www.energystar.gov/cfs)

3779 Champion Blvd., Winston-Salem, NC 27105  
1-888-845-9800 Fax: 1-336-245-6453  
Beverage-Air.com Sales@bevair.com



# BEVERAGE-AIR

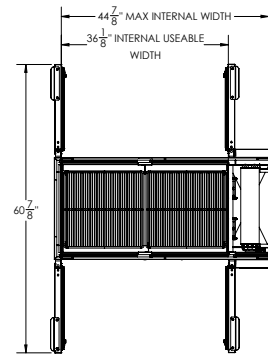
MODEL	BB48HC-1-PT-B-27
<b>EXTERNAL DIMENSIONAL DATA</b>	
Width Overall	48"
Depth Overall	27 <sup>3</sup> / <sub>8</sub> "
Height Overall	36"
Number of Doors	4
Depth with Door Open 90°	60 <sup>7</sup> / <sub>8</sub> "
Door Opening (in)	16 <sup>1</sup> / <sub>2</sub> " x 29 <sup>1</sup> / <sub>4</sub> "
<b>INTERNAL DIMENSIONAL DATA</b>	
NET Capacity (cubic ft.)	13.6
Internal Width Useable (in)	36 <sup>1</sup> / <sub>8</sub> "
Internal Depth Overall (in)	19 <sup>3</sup> / <sub>8</sub> "
Internal Height Overall (in)	29 <sup>1</sup> / <sub>2</sub> "
Number of Shelves	4
Number of 1/2 Kegs	2
<b>ELECTRICAL DATA</b>	
Full Load Amperes	3.1
<b>REFRIGERATION DATA</b>	
Horsepower	1/3
Capacity (BTU/Hr)	1942
Heat Rejection (BTU/hr)	2913
Charge (lbs/grams/ounces)	0.1984 / 90 / 3.18
<b>SHIPPING DATA</b>	
Gross Weight - Crated	306 lbs
Height - Crated	43"
Width - Crated	51"
Depth - Crated	27"

\*NOTE: Remote units are field wired and come with 6" legs.  
Refrigerant must be specified at time of order.

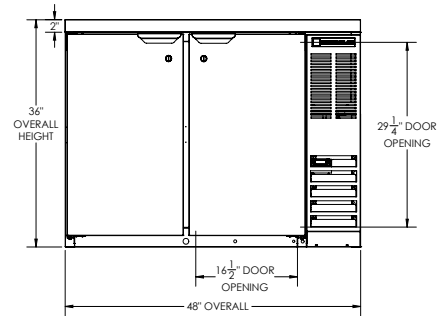
We reserve the right to change specifications and product design without notice. Such revisions do not entitle the buyer to corresponding changes, improvements, additions or replacements for previously purchased equipment. Dimensional tolerances +/- 1/4". Metric dimensions (MM).

## Bar Equipment-Back Bar Refrigerator Model: BB48HC-1-PT-B-27

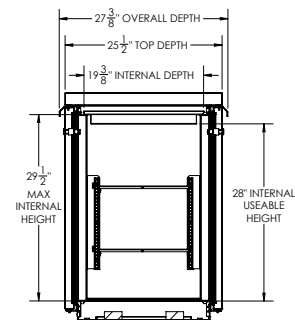
### Model Views



PLAN VIEW



ELEVATION VIEW



SIDE VIEW



### ELECTRICAL CONNECTION

115/60/1  
NEMA 5-15P

Unit pre-wired at factory and include 8' long cord and plug set.