

# DECK MOUNTED FAUCETS

All Faucets Meet Federal Lead Free Standards.

<p><b>Lavatory Faucet</b></p>  <p><b>K-22</b></p>	<p><b>Drinking Bubbler</b></p>  <p><b>K-47</b></p>	<p><b>Single Handle Faucet</b></p>  <p><b>K-48</b></p>	<p><b>8" Swing Spout</b></p>  <p><b>K-50</b></p>
<p><b>6" Swing Spout</b></p>  <p><b>K-51</b></p>	<p><b>3 1/2" Gooseneck</b></p>  <p><b>K-52</b></p>	<p><b>12" Swing Spout</b></p>  <p><b>K-53</b></p>	<p><b>Water Filler</b> 8-1/4" High <b>K-54</b> 12" High <b>K-54A</b></p> 
<p><b>8 1/2" Gooseneck</b> <b>Large Spout</b></p>  <p><b>K-55</b></p>	<p><b>Gooseneck with Wrist Handles</b> Wrist Handles Only</p>  <p><b>K-56</b>      <b>K-316-LU</b></p>	<p><b>Swing Spout with Spray</b></p>  <p><b>K-58</b></p>	<p><b>Extra Heavy Duty Gooseneck</b></p>  <p><b>K-62</b></p>
<p><b>HEAVY DUTY Pre-Rinse Faucet (T&amp;S)</b></p>  <p><b>K-115</b></p> <div style="border: 1px solid black; padding: 2px; width: fit-content;"> <p><b>K-114</b> Replacement Spray Head &amp; Handle</p> </div>	<p><b>6" Extended Spout</b></p>  <p><b>K-124</b></p>	<p><b>Heavy Duty 5-1/2" Gooseneck</b></p>  <p><b>K-132</b></p>	<p><b>Heavy Duty 9" Swing Spout</b></p>  <p><b>K-133</b></p>
<p><b>6" Extended Spout with Wrist Handles</b></p>  <p><b>K-208</b></p>	<p><b>AC/DC powered Hands-Free Gooseneck</b> <b>AC &amp; Battery Operated!</b></p>  <p><b>K-180</b></p>	<p><b>Replacement Control Module</b> <b>K-09</b></p>  <p><b>Infra-Red Sensor &amp; Wire</b> <b>K-14</b></p> 	<p><b>Metered Faucet</b></p>  <p><b>K-190</b></p>

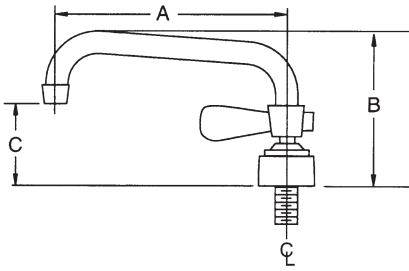
For Faucet Options & Accessories  
visit our website at [www.advancetabco.com](http://www.advancetabco.com)

# DIMENSIONS and SPECIFICATIONS

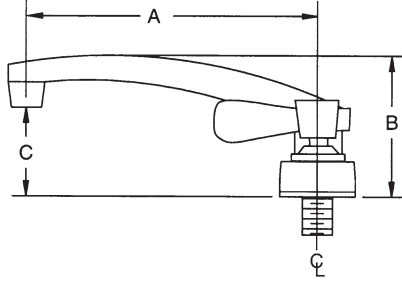
TOL ± .125"

ALL DIMENSIONS ARE TYPICAL

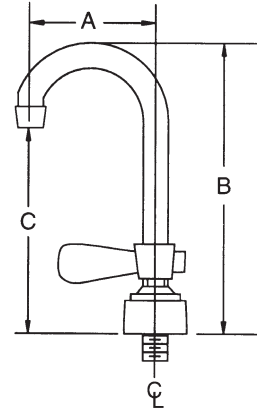
**Swing Spout Faucet**  
4" O.C.



**Swing Spout Faucet**  
8" O.C.



**Gooseneck Faucet**  
4" O.C.



MODEL #	Description	A LENGTH	B HEIGHT	C DECK TO SPOUT	On Center Dimensions
K-00	Repair Kit For K-50, K-52 and K-59	N/A	N/A	N/A	N/A
K-22	Lavatory Faucet	3 1/2"	3"	2"	4" O.C.
K-47	Drinking Bubbler	4 1/16"	5 3/4"	3"	Single Hole
K-48	Single Handle Faucet	8 1/2"	15 3/4"	10"	Single Hole
K-50	8" Swing Spout Faucet	8"	4 3/4"	2"	4" O.C.
K-51	6" Swing Spout Faucet	6"	5 1/2"	3 1/2"	4" O.C.
K-52	3 1/2" Gooseneck Faucet	3 1/2"	8"	5"	4" O.C.
K-53	12" Swing Spout Faucet	12"	5 1/2"	3 1/2"	4" O.C.
K-54	Water Filler Faucet	2 1/2"	9 1/2"	8 1/4"	Single Hole
K-54A	Water Filler Faucet	2 1/2"	9 1/2"	12"	Single Hole
K-55	8 1/2" Gooseneck Faucet	8 1/2"	14 1/4"	8 1/2"	4" O.C.
K-56	Gooseneck Faucet with Wrist Handles	3 1/2"	8"	5"	4" O.C.
K-58	Swing Spout Faucet with Spray (Requires 4 holes)	8"	3 1/2"	2 3/16"	8" O.C.
K-62	Extra Heavy Duty Gooseneck Faucet	3 1/2"	11 7/8"	9 1/4"	4" O.C.
K-115	Heavy Duty Pre-Rinse (T&S) Faucet	15"	40"	9"	Single Hole
K-124	6" Extended Spout Faucet	6"	6"	3 1/4"	4" O.C.
K-132	Heavy Duty 5-1/2" Gooseneck Faucet	5 1/2"	10 11/16"	5 5/8"	8" O.C.
K-133	Heavy Duty 9" Swing Spout Faucet	9"	8 13/16"	6 1/4"	8" O.C.
K-170	Eye Wash Attachment (See Above Detail)	N/A	N/A	N/A	N/A
K-180	Hands Free AC/DC Operated Faucet 6' Cord. INPUT: 100-240VAC 47-6Hz. < 1 Amp Draw. UL LISTED	4 3/8"	10 1/4"	6 3/4"	Single Hole
K-190	Metered Faucet	2 3/4"	5 1/2"	2"	Single Hole
K-208	6" Extended Spout Faucet With Wrist Handles	6"	6"	3 1/4"	4" O.C.
K-400	Hands Free Wand	N/A	N/A	N/A	N/A

N/A = Not Applicable To Faucet

**All Faucets That Meet 2014 Federal Lead Free Standards  
(\*Excludes K-240 Service Faucets)**

**ALL FAUCET AERATORS  
CONFORM TO  
ASTM.A112.18.1M  
1.0 GPM/3.78 LPM**

**(NOTE: K-1, K-11 & K-101 Faucets  
are 1.5 GPM/5.67 LPM)**

**THREAD: 55/64 - 27 FEMALE**

**K-240 SERVICE FAUCET  
9.6 GPM/36.3 LPM  
3/4" HOSE END SPOUT**

